

VIERj

I PESI DEGLI ARTICOLI, RIPORTATI IN QUESTO CATALOGO,
SONO COMPRESIVI DELLE CHIUSURE A FIANCO DESCRITTE.
The listed weights of each model include the clasp beside marked.

PER CONOSCERE I PESI A 22K, 14K, 12K, 10K, 9K, 8K, SI DEVE
MULTIPLICARE IL PESO CORRISPONDENTE A 18K
In order to obtain the weights of 22K, 14K, 12K, 10K, 9K, 8K one has
to multiply the corresponding weight of 18K model.

TAVOLA DI CONVERSIONE
Conversion table

22K = 1,145

21K = 1,062

14K = 0,839

10K = 0,745















9K = 0,736

8K = 0,705











VIERJ s.p.a.

CATENE D'ORO
OREFICERIA

Gold Chains
Jewelry

| Codice Art. Cod. Art. | ARROW Arrow | Peso gr. Weight gr. cm 40 - 16" | | Larghezza mm Width mm |
|--------------------------|---|---------------------------------------|-------|--|
| | | 18K | 14K | |
| ARROW 040 |  | 5,30 | 4,60 |  2,70 |
| ARROW 040 L21 |  | 5,10 | 4,40 |  2,70 |
| ARROW 050 |  | 8,20 | 7,10 |  3,40 |
| ARROW 050 L21 |  | 8,00 | 6,90 |  3,40 |
| ARROW 065 |  | 13,60 | 11,80 |  4,20 |
| ARROW 065 L21 |  | 13,60 | 11,80 |  4,20 |
| ARROWBC 040 L21 |  | 4,70 | 4,10 |  3,00 |

BISMARCK Bismark



| | | | | |
|-----------|---|-------|------|--|
| BSK2F 035 |  | 3,50 | 2,90 |  2,20 |
| BSK2F 040 |  | 5,00 | 4,20 |  2,40 |
| BSK2F 050 |  | 7,30 | 6,10 |  3,00 |
| BSK2F 060 |  | 10,40 | 9,20 |  4,10 |
| BSK4F 035 |  | 6,30 | 5,30 |  4,00 |

Codice Art.
Cod. Art.

| Peso gr. Weight gr. cm 40 - 16'' | | Larghezza mm Width mm |
|--|-----|--------------------------|
| 18K | 14K | |

BISMARK Bismark



BSK4F 040

9,50 8,20  4,70


BSK4F 050

11,80 9,80  6,10



BSK6F 035

9,70 8,10  6,40

BSK6F 040

18,10 15,00  7,00

BSK8F 035


12,50 10,70  6,90

COBRA Cobra


C 025

1,40 1,20  0,90


C 030

1,85 1,55  1,15

C 035

2,40 2,00  1,30

C 040

3,70 3,10  1,60

C 045







4,60 3,80  1,70

C 050







5,70 4,70  1,90

C 060

8,10 6,80  2,30

| Codice Art. Cod. Art. | COBRA Cobra | Peso gr. Weight gr. cm 40 - 16" | | Larghezza mm Width mm |
|--------------------------|---|---------------------------------------|-------|--|
| | | 18K | 14K | |
| C 070 |  | 10,60 | 8,90 |  2,70 |
| C 080 |  | 13,30 | 11,20 |  3,05 |
| C 092 |  | 16,60 | 13,80 |  3,50 |
| C 110 |  | 22,00 | 18,20 |  4,10 |

COBRA BATTUTO QUADRATO DIAMANTATO
Square D.C. Cobra

| | | | | |
|----------|---|------|------|--|
| CBQD 025 |  | 0,95 | 0,80 |  0,40 |
| CBQD 035 |  | 1,85 | 1,55 |  0,60 |
| CBQD 040 |  | 2,60 | 2,20 |  0,70 |

COBRA BATTUTO QUADRATO DIAM. RITORTO
Twisted Square D.C.Cobra

| | | | | |
|-------------|---|------|------|--|
| CBQDRIT 025 |  | 1,00 | 0,85 |  0,60 |
| CBQDRIT 035 |  | 1,95 | 1,65 |  0,85 |
| CBQDRIT 040 |  | 2,50 | 2,05 |  0,95 |

Codice Art.
Cod. Art.

Peso gr.
Weight gr.
cm 40 - 16''
18K 14K

Larghezza mm
Width mm

COBRA BATTUTO QUADRATO
DIAM. RITORTO ALTERNATO
Alternate Twisted Square D.C. Cobra

CBQDR2 025



1,00 0,85 ♂ 0,60

CBQDR2 035



2,05 1,80 ♂ 0,85

CBQDR2 040



2,70 2,20 ♂ 0,95


COBRA BATTUTO TONDO
Round Cobra

CBT 025 L77



0,95 0,80 ♂ 0,50

CBT 035 L77



1,80 1,55 ♂ 0,65

CBT 040 L77



2,70 2,25 ♂ 0,80


CBT 045 L77



3,30 2,75 ♂ 0,90

COBRA BATTUTO TONDO DIAMANTATO
Round D.C. Cobra

CBTD 035



2,05 1,80 ♂ 0,70

CBTD 040











2,85 2,35 ♂ 0,80





CBTD 045



3,20 2,80 ♂ 0,90

| Codice Art. Cod. Art. | COBRA DIAMANTATO D.C. Cobra | Peso gr. Weight gr. | | Larghezza mm Width mm | |
|--------------------------|---|------------------------|------|--------------------------|------|
| | | cm 40 - 16" | 18K | 14K | |
| CD 025 |  | 1,20 | 1,00 | ♂ | 0,85 |
| CD 030 |  | 1,75 | 1,50 | ♂ | 1,00 |
| CD 035 |  | 2,20 | 1,80 | ♂ | 1,15 |
| CD 040 |  | 3,10 | 2,60 | ♂ | 1,45 |
| CD 045 |  | 3,90 | 3,30 | ♂ | 1,60 |
| CD 050 |  | 4,70 | 4,00 | ♂ | 1,80 |
| CD 060 |  | 7,10 | 6,10 | ♂ | 2,15 |
| CD 070 |  | 9,20 | 7,70 | ♂ | 2,50 |

COBRA DIAMANTATO OVALE
Oval D.C. Cobra

| | | | | | |
|----------|---|------|------|---|------|
| CD0V 025 |  | 1,05 | 0,90 | ♂ | 0,86 |
| CD0V 030 |  | 1,60 | 1,35 | ♂ | 1,04 |
| CD0V 035 |  | 1,95 | 1,65 | ♂ | 1,18 |
| CD0V 040 |  | 3,10 | 2,60 | ♂ | 1,25 |


Codice Art.
Cod. Art.

| | |
|-------------|--------------|
| Peso gr. | Larghezza mm |
| Weight gr. | Width mm |
| cm 40 - 16" | |
| 18K | 14K |


COBRA DIAMANTATO OVALE

Oval D.C. Cobra

CDOV 050

4,20 3,50  1,65


CDOV 060

6,00 5,10  1,95


CDOV 070

8,00 6,70  2,40


CDOV 080

9,70 8,10  2,90

CDOV 092

10,90 9,10  3,22


CDOV 110

14,80 12,40  3,75


COBRA DIAMANTATO PIATTO

D.C. Flat Cobra

CDP 025

1,25 1,05  0,80

CDP 030

1,80 1,55  1,00

CDP 035

2,35 1,95  1,05

CDP 040

3,20 2,70  1,40

CDP 045

4,00 3,50  1,50

CDP 050





4,80 4,20  1,60















Codice Art.
Cod. Art.Peso gr.
Weight gr.
cm 40 - 16''
18K 14KLarghezza mm
Width mm**COBRA DIAMANTATO PIATTO**
D.C. Flat Cobra

| | | | | | |
|---------|---|-------|-------|---|------|
| CDP 060 |  | 6,80 | 5,70 |  | 1,95 |
| CDP 070 |  | 9,30 | 8,00 |  | 2,20 |
| CDP 080 |  | 11,30 | 9,40 |  | 2,50 |
| CDP 092 |  | 14,50 | 12,20 |  | 3,00 |
| CDP 110 |  | 19,00 | 15,90 |  | 3,40 |
| CDP 120 |  | 27,60 | 20,30 |  | 3,80 |
| CDP 135 |  | 31,20 | 26,20 |  | 4,30 |
| CDP 150 |  | 36,60 | 30,70 |  | 4,65 |
| CDP 165 |  | 43,90 | 36,80 |  | 4,95 |











COREANA
Korean

| | | | | | |
|---------|---|------|------|---|------|
| COR 120 |  | 2,40 | 2,10 |  | 1,25 |
| COR 150 |  | 3,45 | 3,00 |  | 1,50 |
| COR 200 |  | 5,45 | 4,70 |  | 2,05 |

| Codice Art. Cod. Art. | Image | Peso gr. Weight gr. | | Larghezza mm Width mm |
|------------------------------------|---|------------------------|---------|--------------------------|
| | | cm 40 - 16" | 18K 14K | |
| COREANA Korean | | | | |
| COR 120 L77 |  | 2,20 | 1,85 | ♂ 1,20 |
| COR 150 L77 |  | 3,00 | 2,50 | ♂ 1,45 |
| COR 200 L77 |  | 4,90 | 4,10 | ♂ 1,95 |
| COREANA BOMBATA Pop Corn | | | | |
| CORB 160 |  | 3,40 | 2,95 | ♂ 1,60 |
| CORB 180 |  | 3,85 | 3,30 | ♂ 1,85 |
| CORB 200 |  | 3,60 | 3,10 | ♂ 2,05 |
| CORB 300 |  | 8,50 | 7,40 | ♂ 3,00 |
| CORB 160 L77 |  | 3,60 | 3,00 | ♂ 1,55 |
| CORB 180 L77 |  | 3,80 | 3,20 | ♂ 1,75 |
| CORDA Rope | | | | |
| CORDA 020 |  | 3,00 | 2,60 | ♂ 1,10 |
| CORDA 025 |  | 3,50 | 2,90 | ♂ 1,30 |

| Codice Art. Cod. Art. | CORDA Rope | Peso gr. Weight gr. cm 40 - 16" | | Larghezza mm Width mm |
|--------------------------|--|---------------------------------------|-------|--|
| | | 18K | 14K | |
| CORDA 030 |  | 4,70 | 4,10 |  1,55 |
| CORDA 035 |  | 6,55 | 5,45 |  1,75 |
| CORDA 040 |  | 7,80 | 6,50 |  2,10 |
| CORDA 050 |  | 11,20 | 9,70 |  2,60 |
| CORDA 060 |  | 16,45 | 13,60 |  3,10 |
| CORDA 070 |  | 21,40 | 18,50 |  3,50 |
| CORDA 080 |  | 28,30 | 24,50 |  4,10 |

CORDA DIAMANTATA
Eight Sides D.C. Rope

| | | | | |
|-------------|---|------|------|--|
| CORDADO 020 |  | 2,80 | 2,40 |  1,00 |
| CORDADO 025 |  | 3,00 | 2,50 |  1,25 |
| CORDADO 030 |  | 4,20 | 3,50 |  1,40 |
| CORDADO 035 |  | 6,00 | 5,00 |  1,70 |
| CORDADO 040 |  | 7,60 | 6,30 |  1,90 |

Codice Art.
Cod. Art.Peso gr.
Weight gr.
cm 40 - 16"
18K 14K
Larghezza mm
Width mm**CORDA DIAMANTATA**
Eight Sides D.C. Rope

CORDADO 050

11,30 9,50  2,35


CORDADO 060

15,40 12,80  2,70


CORDADO 070

19,10 15,80  3,50


CORDADO 080

25,30 21,90  3,90

CORDADO 100

40,70 33,70  4,80**CORDINO**
Prince Of Wales


COTRI 020

2,00 1,75  1,25

COTRI 025

2,90 2,50  1,55


COTRI 030

4,00 3,50  1,90


COTRI 035












5,50 4,80  2,25

COTRI 040

7,30 6,30  2,80

COTRI 050









11,70 10,10  3,50

| Codice Art. Cod. Art. | CORDINO DIAMANTATO D. C. Prince of Wales | Peso gr. Weight gr. cm 40 - 16" | | Larghezza mm Width mm |
|--|---|---------------------------------------|-------|--------------------------|
| | | 18K | 14K | |
| COTRIDT 025 |  | 2,60 | 2,20 | ♂ 1,35 |
| COTRIDT 030 |  | 4,00 | 3,00 | ♂ 1,65 |
| COTRIDT 035 |  | 5,30 | 4,40 | ♂ 2,00 |
| CODA DI TOPO Real Snake Chain | | | | |
| CT 120 |  | 4,30 | 3,50 | ♂ 1,20 |
| CT 140 |  | 4,60 | 4,00 | ♂ 1,40 |
| CT 160 |  | 6,30 | 5,50 | ♂ 1,60 |
| CT 190 |  | 8,90 | 7,70 | ♂ 1,90 |
| CT 240 |  | 14,00 | 12,10 | ♂ 2,40 |
| CT 140 L77 |  | 3,90 | 3,30 | ♂ 1,40 |
| CT 160 L77 |  | 5,20 | 4,30 | ♂ 1,60 |
| CODA DI TOPO DIAMANTATA D.C. Real Snake | | | | |
| CTD 120 |  | 3,80 | 3,30 | ♂ 1,20 |

Codice Art.
Cod. Art.

| Peso gr. | Larghezza mm |
|-------------|--------------|
| Weight gr. | Width mm |
| cm 40 - 16" | |
| 18K | 14K |

CODA DI TOPO DIAMANTATA D.C. Real Snake

| | | | | | |
|---------|---|-------|-------|---|------|
| CTD 140 |  | 4,30 | 3,60 |  | 1,40 |
| CTD 160 |  | 5,80 | 4,90 |  | 1,60 |
| CTD 190 |  | 7,90 | 6,60 |  | 1,90 |
| CTD 240 |  | 12,15 | 10,10 |  | 2,40 |

CODA DI VOLPE QUADRATA Square Soft Fox Tail

| | | | | | |
|---------|---|------|------|---|------|
| CVQ 080 |  | 2,40 | 2,10 |  | 1,00 |
| CVQ 100 |  | 3,10 | 2,70 |  | 1,20 |
| CVQ 130 |  | 4,80 | 4,20 |  | 1,40 |
| CVQ 170 |  | 7,80 | 6,80 |  | 1,90 |

CODA DI VOLPE PIATTA Flat Soft Fox Tail

| | | | | | |
|--------------|---|------|------|---|------|
| CVQBDDID 080 |  | 2,30 | 2,00 |  | 1,35 |
| CVQBDDID 100 |  | 2,90 | 2,50 |  | 1,90 |
| CVQBDDID 130 |  | 4,60 | 3,80 |  | 2,10 |

Codice Art.
Cod. Art.


Peso gr.
Weight gr.
cm 40 - 16"
18K 14K

Larghezza mm
Width mm

CODA DI VOLPE PIATTA
Flat Soft Fox Tail


CVQBDID 170



7,20 6,20  2,70

CODA DI VOLPE QUADRATA DIAMANTATA
D.C. Square Soft Fox Tail


CVQD 080



2,10 1,80  0,90

CVQD 100



2,75 2,30  1,10


CVQD 130



4,10 3,60  1,20

CVQD 170



6,60 5,70  1,65

CODA DI VOLPE QUADRATA
DIAMANTATARITORTA-ALTERNATA
Twisted-Alternate Square D.C. Soft Fox Tail


CVQDRIT 080



2,10 1,70  1,00


CVQDRIT 100



2,50 2,15  1,25

CVQDRIT 130



3,70 3,20  1,50

CVQDRIT 170



6,70 5,80  1,85


CVQDR2 080



2,00 1,70  1,15

CVQDR2 100




2,80 2,30  1,30

Codice Art.
Cod. Art.

| Peso gr. | Larghezza mm |
|-------------|--------------|
| Weight gr. | Width mm |
| cm 40 - 16" | |
| 18K | 14K |

CODA DI VOLPE QUADRATA RITORTA Twisted Square Soft Fox Tail

CVQRIT 080



2,35 2,00 ♂ 1,20

CVQRIT 100



2,95 2,55 ♂ 1,25


CVQRIT 130



4,35 3,80 ♀ 1,50


CODA DI VOLPE RETTANGOLARE Regular Fox Tail

CVRD 080




2,10 1,80 ♂ 1,05

CVRD 100




3,30 2,75 ♂ 1,50

CVRD 130



5,40 4,45 ♀ 1,70

CVRD 150



6,40 5,50 ♀ 1,90

CVRD 170



7,45 6,40 ♀ 2,10

CVRD 200



9,35 8,10 ♀ 2,60

CVRD 250



13,45 11,60 ♀ 2,85

CODA DI VOLPE RETTANGOLARE RITORTA Twisted Regular Fox Tail

CVRDRIT 080



1,95 1,70 ♂ 1,00

Codice Art.
Cod. Art.





Peso gr.
Weight gr.
cm 40 - 16"
18K 14K

Larghezza mm
Width mm

**CODA DI VOLPE RETTANGOLARE
RITORTA**
Twisted Regular Fox Tail

| | | | | | |
|-------------|---|------|------|---|------|
| CVRDRIT 100 |  | 3,80 | 3,30 | ♂ | 1,40 |
| CVRDRIT 130 |  | 5,05 | 4,40 | ♂ | 1,65 |
| CVRDRIT 150 |  | 6,55 | 5,70 | ♂ | 1,95 |

FORZATA ALTERNATA BATTUTA
Beated Alternate Anchor

| | | | | | |
|-------------|---|------|------|---|------|
| FABC1+0 030 |  | 1,05 | 0,90 | ♂ | 1,45 |
| FABC1+0 035 |  | 1,50 | 1,20 | ♂ | 1,80 |
| FABC1+0 040 |  | 1,80 | 1,5 | ♂ | 2,10 |
| FABR1+0 040 |  | 1,80 | 1,50 | ♂ | 2,30 |

**FORZATA ALTERNATA BATTUTA
DIAMANTATA**
Beated Alternate D.C. Anchor

| | | | | | |
|---------------|---|------|------|---|------|
| FABCDQ1+2 030 |  | 1,00 | 0,85 | ♂ | 1,45 |
| FABCDQ1+2 035 |  | 1,45 | 1,25 | ♂ | 1,72 |
| FABCDQ1+2 040 |  | 1,75 | 1,50 | ♂ | 2,10 |

Codice Art.
Cod. Art.Peso gr.
Weight gr.
cm 40 - 16''
18K 14K
Larghezza mm
Width mm

**FORZATA ALTERNATA DIAMATATA
QUADRATA**
Alternate Square D.C Anchor

FADQ1+3 035



1,55 1,30 ♂ 1,30

FADQ1+3 040



1,90 1,60 ♂ 1,45

FADQ1+5 035



1,55 1,35 ♂ 1,30

FADQ1+5 040



1,95 1,65 ♂ 1,45

**FORZATA ALTERNATA DIAMATATA
Alternate D.C. Anchor**

FAD1+3 035



1,55 1,35 ♂ 1,20

FAD1+3 040



2,15 1,85 ♂ 1,35

FAD1+5 040



2,15 1,80 ♂ 1,30

**CRISS CROSS
Criss Cross**

FCDRIT 025 BC10



2,25 1,85 ♂ 1,45

FCDRIT 030 BC03



3,60 3,00 ♂ 1,85

FCDRIT 035 BC03



5,00 4,20 ♂ 2,04

FCDRIT 040 BC03



5,90 5,00 ♂ 2,45

Codice Art.
Cod. Art.Peso gr.
Weight gr.
cm 40 - 16''
18K 14K**CRISS CROSS**
Criss Cross

FCRIT 025



2,50 2,10 ♂ 1,40

FCRIT 030



3,90 3,30 ♂ 1,85

FCRIT 035



5,40 4,50 ♂ 2,04

FCR17/17 025



2,40 2,10 ♂ 1,36

FCR17/17 030



3,90 3,50 ♂ 1,76

FORZATA DIAMANTATA
D.C. Anchor

FD 022



0,80 0,70 ♂ 0,75

FD 025



1,00 0,85 ♂ 0,85

FD 030



1,40 1,15 ♂ 0,90

FD 035



1,70 1,50 ♂ 1,30

FD 040



2,35 1,95 ♂ 1,40

FD 045



3,30 2,80 ♂ 1,55

FD 050










3,50 2,90 ♂ 1,65






Codice Art.
Cod. Art.

| Peso gr. | Larghezza mm |
|-------------|--------------|
| Weight gr. | Width mm |
| cm 40 - 16" | |
| 18K | 14K |

FORZATA DIAMANTATA D.C. Anchor

| | | | | | |
|----------------------------|---|-------|-------|---|------|
| FD 055 |  | 4,70 | 4,00 | ♂ | 1,80 |
| FD 060 |  | 5,80 | 4,90 | ♂ | 2,10 |
| FD 070 |  | 8,10 | 6,80 | ♂ | 2,35 |
| FD 080 |  | 9,20 | 7,70 | ♂ | 2,55 |
| FD 100 |  | 13,80 | 11,50 | ♂ | 3,00 |
| FD 120 |  | 20,40 | 17,10 | ♂ | 3,60 |
| FD-T10/04 030 L112 BC09 |  | 2,50 | 2,10 | ♂ | 1,14 |

FORZATA DIAMANTATA PIATTA D.C.Flat Anchor

| | | | | | |
|---------|---|------|------|---|------|
| FDP 030 |  | 1,45 | 1,25 | ♂ | 0,90 |
| FDP 040 |  | 2,45 | 2,05 | ♂ | 1,35 |
| FDP 050 |  | 3,90 | 3,30 | ♂ | 1,55 |
| FDP 060 |  | 5,90 | 5,00 | ♂ | 1,90 |
| FDP 080 |  | 9,50 | 7,90 | ♂ | 2,30 |

Codice Art.
Cod. Art.Peso gr.
Weight gr.
cm 40 - 16"
18K 14KLarghezza mm
Width mm**FORZATA DIAMANTATA PIATTA**
D.C.Flat Anchor

FDP 100



13,70

11,40

 2,60

FDP 120



19,80

16,60

 3,25
FORZATA DIAMANTATA RITORTA
Twisted D.C. Anchor

FDRIT 025



1,05

0,85

 0,85

FDRIT 030



1,50

1,30

 0,90

FDRIT 035



1,80

1,55

 1,10

FDRIT 040




2,70

2,20

 1,30
FORZATA LUNGA
Long Anchor Chain

FLU 030



1,50

1,30

 1,05

FLU 040



2,60

2,25

 1,45

FLU 050



4,00

3,50

 2,00

FLU 065



6,30

5,20

 2,30

FLU 080



9,30

8,00

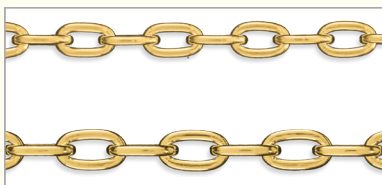

 2,90

Codice Art.
Cod. Art.


| Peso gr. | Larghezza mm |
|-------------|--------------|
| Weight gr. | Width mm |
| cm 40 - 16" | |
| 18K | 14K |

FORZATA LUNGA Long Anchor Chain

FLU 100


14,40 12,10  3,60

FLU 120


20,50 17,20  4,45

FORZATA LUNGA BATTUTA DIAMANTATA Long Beated D.C. Anchor


FLUBCDQ 030

0,95 0,80  1,38

FLUBCDQ 040

1,65 1,35  2,12


FLUBCDQ 050

2,20 1,85  2,50

FLUBCDQ 065


4,00 3,50  3,42

FLUBCDQ 080


5,60 4,70  4,10

FORZATA LUNGA BATTUTA ALTERNATA DIAMANTATA Long Alternate Beated D.C. Anchor


FLUDBC1+3 030

1,00 0,85  1,30

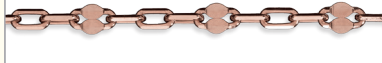
FLUDBC1+3 040

1,85 1,55  1,90

FLUDBC1+3 050

2,70 2,40  2,25

FLUDBC1+3 065

4,70 4,00  3,15


Codice Art.
Cod. Art.

**FORZATA LUNGA BATTUTA
ALTERNATA DIAMANTATA**
Long Alternate Beated D.C. Anchor

Peso gr.
Weight gr.
cm 40 - 16"
18K 14K

Larghezza mm
Width mm

FLUDBC1+1 030



1,00 0,85 ♂ 1,25

FLUDBC1+5 040



1,80 1,55 ♂ 1,90

FORZATA LUNGA DIAMANTATA
Long D.C. Anchor

FLUD 030



1,05 0,90 ♂ 0,95

FLUD 040



1,85 1,55 ♂ 1,35

FLUD 050



2,95 2,45 ♂ 1,60

FLUD 065



5,30 4,40 ♂ 2,25

FLUD 080



7,90 6,60 ♂ 2,60

FLUD 100



11,50 10,20 ♂ 3,00

FLUD 120



17,60 14,60 ♂ 3,70

FLUD 180



37,70 31,30 ♂ 5,90

FORZATA LUNGA DIAMANTATA OVALE
Long Oval D.C. Anchor

FLUDOV 030









1,05 0,90 ♂ 1,00

Codice Art.
Cod. Art.

| Peso gr. | Larghezza mm |
|-------------|--------------|
| Weight gr. | Width mm |
| cm 40 - 16" | |
| 18K | 14K |






FORZATA LUNGA DIAMANTATA OVALE

Long Oval D.C. Anchor

| | | | | | |
|------------|---|-------|-------|---|------|
| FLUDOV 040 |  | 1,85 | 1,55 | ♂ | 1,40 |
| FLUDOV 050 |  | 2,60 | 2,15 | ♂ | 1,74 |
| FLUDOV 065 |  | 4,60 | 3,90 | ♂ | 2,30 |
| FLUDOV 080 |  | 7,10 | 6,00 | ♂ | 2,90 |
| FLUDOV 100 |  | 10,80 | 9,10 | ♂ | 3,60 |
| FLUDOV 120 |  | 15,50 | 13,00 | ♂ | 4,35 |

FORZATA LUNGA DIAMANTATA QUADRATA

Long Square D.C. Anchor

| | | | | | |
|-----------|---|------|------|---|------|
| FLUDQ 030 |  | 0,95 | 0,80 | ♂ | 0,90 |
| FLUDQ 040 |  | 1,80 | 1,55 | ♂ | 1,30 |
| FLUDQ 050 |  | 3,00 | 2,50 | ♂ | 1,55 |
| FLUDQ 065 |  | 4,80 | 4,00 | ♂ | 2,10 |
| FLUDQ 080 |  | 7,50 | 6,20 | ♂ | 2,50 |

Codice Art.
Cod. Art.

Peso gr.
Weight gr.
cm 40 - 16''
18K 14K

Larghezza mm
Width mm

FORZATA LUNGA STAMPATA
Long Stamped Anchor

FLUS 030



1,30 1,10 ♂ 1,20

FLUS 040

2,50 2,15 ♂ 1,50

FLUS 050


3,50 3,00 ♂ 2,10

FLUS 065

5,80 5,00 ♂ 2,40

FORZATA LUNGA STAMPATA DIAM. QUADRATA
Long Stamped Square D.C. Anchor

FLUSDQ 040



1,60 1,30 ♂ 1,25

FLUSDQ 050

2,50 2,10 ♂ 1,65

FLUSDQ 065

4,10 3,40 ♂ 2,00

FLUSDQ 080


6,50 5,60 ♂ 2,70

FLUSDQ 100

9,40 8,10 ♂ 3,20

FORZATA PIOLINO DIAMANTATA
D.C. Alternate Gucci

FPD 030



1,25 1,05 ♂ 0,95

FPD 040

2,00 1,70 ♂ 1,25

Codice Art.
Cod. Art.

| | |
|-------------|--------------|
| Peso gr. | Larghezza mm |
| Weight gr. | Width mm |
| cm 40 - 16" | |
| 18K | 14K |

FORZATA PIOLINO DIAMANTATA
D.C. Alternate Gucci

FPD 050



3,40 2,90 ♂ 1,65

FPD 065



5,90 4,90 ♂ 2,15

FPD 080



8,80 7,40 ♂ 2,75

FPD 100



13,40 11,20 ♂ 3,40

FPD 120



19,30 16,20 ♂ 4,00

FORZATA PIOLINO DIAMANTATA BATT. CONCAVA
Concave Beated D.C. Alternate Gucci

FPDBC 030



1,00 0,85 ♂ 1,10

FPDBC 040



1,80 1,50 ♂ 1,50

FPDBC 050



2,90 2,40 ♂ 2,00

FPDBC 065



4,90 4,10 ♂ 2,75

FPDBC 080



7,10 5,90 ♂ 3,30

FPDBC 100



11,20 9,40 ♂ 4,00

FPDBC 120



16,00 13,40 ♂ 4,50


Codice Art.
Cod. Art.

Peso gr.
Weight gr.
cm 40 - 16''
18K 14K

Larghezza mm
Width mm

**FORZATA PIOLINO DIAMANTATA
BATTUTA CONCAVA**
Concave Beated D.C. Alternate Gucci

FPBCD 040 BC10



1,70

1,50

♂ 1,32

FPBCD 050 BC03



2,50

2,10

♂ 1,90

FPBCD 065 BC03



4,10

3,40

♂ 2,20

FPBCD 080 BC10



6,00

5,20

♂ 2,82

FORZATA PIOLINO DIAMANTATA QUADRATA
Square D.C. Alternate Gucci

FPSDQ 030



1,00

0,85

♂ 0,90

FPSDQ 040



1,65

1,40

♂ 1,30

FPSDQ 050



2,80

2,30

♂ 1,65

FPSDQ 065



4,30

3,60

♂ 2,10

FPSDQ 080



7,10

5,90

♂ 2,70

FPSDQ 100



11,00

9,20

♂ 3,20

FPSDQ 120



14,70

12,30

♂ 4,80

Codice Art.
Cod. Art.

| Peso gr. | Larghezza mm |
|-------------|--------------|
| Weight gr. | Width mm |
| cm 40 - 16" | |
| 18K | 14K |

FORZATA PIOLINO BATTUTA




















Beated Alternate Gucci

| | | | | | |
|------------------|---|------|------|---|------|
| FPBCGDE 050 |  | 2,90 | 2,50 | ♂ | 1,95 |
| FPBCGDE 065 |  | 4,60 | 3,90 | ♂ | 2,56 |
| FPBCGDE 080 |  | 7,00 | 5,90 | ♂ | 3,15 |
| FPBRA 050 |  | 3,70 | 3,10 | ♂ | 2,18 |
| FPBRAGD 050 |  | 3,30 | 2,70 | ♂ | 2,48 |
| FPBRAGD2+2 050 |  | 3,30 | 2,70 | ♂ | 2,48 |
| FPS 065 L99 BC10 |  | 5,25 | 4,60 | ♂ | 2,42 |
| FPS 080 L99 BC03 |  | 8,50 | 7,10 | ♂ | 3,10 |

FRANCO

Franco

| | | | | | |
|------------|---|-------|------|---|------|
| FRANCO 035 |  | 3,25 | 2,70 | ♂ | 1,10 |
| FRANCO 040 |  | 4,60 | 3,40 | ♂ | 1,25 |
| FRANCO 050 |  | 7,00 | 6,10 | ♂ | 1,50 |
| FRANCO 065 |  | 11,80 | 9,90 | ♂ | 2,00 |

| Codice Art. Cod. Art. | FRANCO Franco | Peso gr. Weight gr. cm 40 - 16" | | Larghezza mm Width mm |
|--|---|---------------------------------------|-------|--|
| | | 18K | 14K | |
| FRANCO 080 |  | 18,25 | 15,10 |  2,40 |
| FRANCO 100 |  | 25,80 | 21,70 |  3,05 |
| FRANCO 120 |  | 40,80 | 33,80 |  3,70 |
| FRANCO 140 |  | 53,10 | 44,00 |  4,25 |
| FRANCO 160 |  | 67,00 | 55,60 |  4,80 |
| FRANCO DIAMANTATA OTTAGONALE Eight Sides D.C. Franco | | | | |
| FRANCODO 035 |  | 3,40 | 2,90 |  1,10 |
| FRANCODO 040 |  | 4,70 | 4,00 |  1,20 |
| FRANCODO 050 |  | 7,10 | 6,00 |  1,50 |
| FRANCODO 065 |  | 14,00 | 12,00 |  2,10 |
| FRANCO NON DIAMANTATA No D.C Franco | | | | |
| FRANCOND 035 |  | 4,20 | 3,60 |  1,25 |
| FRANCOND 040 |  | 5,60 | 4,80 |  1,40 |



Codice Art.
Cod. Art.

| Peso gr. | Larghezza mm |
|-------------|--------------|
| Weight gr. | Width mm |
| cm 40 - 16" | |
| 18K | 14K |


FRANCO NON DIAMANTATA

No D.C Franco

FRANCOND 050

8,90 7,70  1,70

FRANCOND 065

15,40 13,30  2,25


FRANCOND 080

21,50 18,60  2,80

FRANCOND 100

32,90 28,50  3,45


FRANCOND 120

53,10 45,90  4,40


FRANCO RADA

Open Franco

FRANCOR 050

5,10 4,30  1,50

FRANCOR 065

9,00 7,80  2,00


FRANCOR 080

15,00 13,00  2,40


FRANCOR 100

21,70 18,00  3,05

FRANCOR 120

31,20 27,00  3,70

FRANCOR 140

39,40 34,10  4,25

Codice Art.
Cod. Art.

Peso gr.
Weight gr.
cm 40 - 16''
18K 14K

Larghezza mm
Width mm

FRANCO RADA NON DIAMANTATA
No D.C Open Franco

FRANCORND 065



11,10

9,60

 2,40

FRANCORND 080



23,80

20,60

 2,80

FRANCORND 100



24,90

21,50

 3,50

FRANCORND 120



41,30

35,70

 4,45

FRANCO RADA DIAM. TONDA
Round D.C. Open Franco

FRANCORT 030 L77



2,20

1,85

 0,96

FRANCORT 035 L77



2,70

2,30

 1,18

FRANCORT 040 L77



3,80

3,10

 1,42

FRANCORT 050 L77



5,60

4,70

 1,60

FRANCORT 065 L77



8,50

7,10

 2,10

FRANCORT 080 L77



13,90

11,70

 2,45

FRANCORT 100 L77



19,90

16,70

 3,20

FRANCORT 120 L77











31,60









26,50

 3,90




Codice Art.
Cod. Art.Peso gr.
Weight gr.
cm 40 - 16"
18K 14K
Larghezza mm
Width mmFRANCO ALTERNATA
Alternate Franco























| | | | | | |
|-----------------------------|---|------|------|---|------|
| FRANCOT1+1 077T 035 |  | 3,00 | 2,50 |  | 1,10 |
| FRANCOT1+1 077T 040 BC10 |  | 3,80 | 3,20 |  | 1,30 |
| FRANCOT1+1 077T 050 |  | 5,40 | 4,50 |  | 1,60 |
| FRANCOT1+1 077T 065 BC03 |  | 8,40 | 7,00 |  | 2,00 |




FRANCO ALTERNATA
Alternate Franco






| | | | | | |
|-----------------------------|---|------|------|---|------|
| FRANCOT1+3 077T 035 BC10 |  | 3,00 | 2,50 |  | 1,10 |
| FRANCOT1+3 077T 040 |  | 4,00 | 3,40 |  | 1,30 |
| FRANCOT1+3 077T 050 BC10 |  | 5,60 | 4,70 |  | 1,60 |
| FRANCOT1+3 077T 065 |  | 9,90 | 8,30 |  | 2,00 |

FRANCO DIAM. TONDA
Round D.C. Franco

| | | | | | |
|-----------------|---|------|------|---|------|
| FRANCOT 035 L77 |  | 3,50 | 3,00 |  | 1,25 |
| FRANCOT 040 L77 |  | 4,70 | 3,90 |  | 1,40 |
| FRANCOT 050 L77 |  | 7,30 | 6,10 |  | 1,65 |

| Codice Art. Cod. Art. | FRANCO DIAM. TONDA Round D.C. Franco | Peso gr. Weight gr. cm 40 - 16" | | Larghezza mm Width mm |
|---|---|---------------------------------------|-------|--|
| | | 18K | 14K | |
| FRANCOT 065 L77 |  | 11,70 | 9,80 |  2,05 |
| FRANCOT 080 L77 |  | 17,70 | 14,80 |  2,60 |
| FRANCOT 100 L77 |  | 24,80 | 20,80 |  3,25 |
| FRANCOT 120 L77 |  | 40,80 | 34,20 |  4,05 |
| FRANCOT 140 L77 |  | 53,90 | 45,20 |  4,45 |
| FRANCOT 160 L77 |  | 67,80 | 56,90 |  5,15 |
| FORZATA STAMPATA Stamped Anchor | | | | |
| FS 030 |  | 1,60 | 1,40 |  1,10 |
| FS 035 |  | 2,00 | 1,70 |  1,35 |
| FIGARO' BATTUTA Beated Figarò | | | | |
| GADEBC1+3 040 |  | 2,05 | 1,70 |  1,70 |
| GADEBC1+3 050 |  | 3,10 | 2,60 |  2,45 |
| GADEBC1+3 047D 065 BC03 |  | 4,50 | 3,80 |  3,00 |

| Codice Art. Cod. Art. | FIGARO' BATTUTA Beated Figarò | Peso gr. Weight gr. cm 40 - 16" | | Larghezza mm Width mm |
|---------------------------|---|---------------------------------------|------|--------------------------|
| | | 18K | 14K | |
| GAEBC1+3 047D 080 BC03 |  | 6,50 | 5,40 | ☞ 4,15 |
| GABRD1+3 040 |  | 2,40 | 2,00 | ☞ 2,75 |
| GABRD1+6 040 |  | 2,50 | 2,15 | ☞ 2,7 |

| FIGARO' RADA Open Figarò | | Peso gr. Weight gr. cm 40 - 16" | | Larghezza mm Width mm |
|-----------------------------|---|---------------------------------------|-------|--------------------------|
| GAE1+0 050 |  | 2,80 | 2,35 | ☞ 1,90 |
| GAE1+0 065 |  | 4,00 | 3,20 | ☞ 2,30 |
| GAE1+0 080 |  | 6,00 | 5,00 | ☞ 2,85 |
| GAE1+0 100 |  | 10,00 | 8,70 | ☞ 3,55 |
| GAE1+0 120 L45 |  | 12,30 | 10,60 | ☞ 4,35 |

| FIGARO' 1+3 Figarò 1+3 | | Peso gr. Weight gr. cm 40 - 16" | | Larghezza mm Width mm |
|---------------------------|---|---------------------------------------|------|--------------------------|
| GAE1+3 050 |  | 3,60 | 3,00 | ☞ 1,80 |
| GAE1+3 065 |  | 5,70 | 4,80 | ☞ 2,35 |
| GAE1+3 080 |  | 8,40 | 7,30 | ☞ 2,90 |

Codice Art.
Cod. Art.Peso gr.
Weight gr.
cm 40 - 16"
18K 14KFIGARO' 1+3
Figarò 1+3

| Codice Art. Cod. Art. | Image | 18K | 14K | Icon | Larghezza mm Width mm |
|--------------------------|-------|-------|-------|------|--------------------------|
| GADE1+3 100 | | 12,20 | 10,20 | | 3,40 |
| GADE1+3 120 | | 14,90 | 12,50 | | 3,60 |
| GADE1+3 140 | | 22,30 | 18,70 | | 5,65 |
| GADE1+3 150 | | 24,30 | 21,00 | | 6,10 |
| GADE1+3 160 | | 27,40 | 23,70 | | 6,30 |
| GADE1+3 180 | | 33,00 | 28,60 | | 6,65 |
| GADE1+3 200 | | 42,20 | 36,50 | | 7,40 |
| GADE1+3 220 | | 49,60 | 42,90 | | 8,30 |
| GADE1+3 250 | | 64,70 | 56,00 | | 9,55 |
| GADE1+3 300 | | 97,00 | 83,90 | | 11,10 |
| GADE1+3 120 L47 BC03 | | 15,30 | 13,20 | | 4,50 |
| GADE1+3 140 L47 BC03 | | 20,60 | 17,80 | | 4,75 |

Codice Art.
Cod. Art.

| Peso gr. Weight gr. cm 40 - 16" | | Larghezza mm Width mm | |
|---------------------------------------|-----|--------------------------|--|
| 18K | 14K | | |

FIGARO'
Figarò

GADE1+1 050



3,30 2,85 ♂ 1,80

GADE10+7 050



3,00 2,60 ♂ 1,75

GADE2+5 050



3,45 3,00 ♂ 1,75

GADE1+1 065



5,45 4,70 ♂ 2,30

GADE1+5 065



6,10 5,30 ♂ 2,35

GADE1+5 080



8,10 7,00 ♂ 2,80

FIGARO'
Figarò

GAD1+0 035



1,60 1,35 ♂ 1,30

GAD1+1 035



1,80 1,50 ♂ 1,20

GAD1+1 040



2,40 2,10 ♂ 1,40

GAD1+1 050



3,60 3,10 ♂ 1,80

GAD1+3 035



2,00 1,65 ♂ 1,25

GAD1+3 040



2,50 2,15 ♂ 1,40

Codice Art.
Cod. Art.

Peso gr.
Weight gr.
cm 40 - 16''
18K 14K

Larghezza mm
Width mm

FIGARO'
Figarò

GAD2+5 035



1,95 1,70 ♂ 1,20

GAD2+5 080



8,80 7,60 ♂ 2,85

GAD5+10 065



6,20 5,40 ♂ 2,30

FIGARO' PIATTA DIAMANTATA CONCAVA
Flat Concave D.C. Figarò

GAPDEC01+3 065



4,50 3,90 ♂ 2,55

GAPDEC01+3 080



6,60 5,70 ♂ 3,25

GAPDEC01+3 100



9,50 8,20 ♂ 3,80

GAPDEC01+3 120



13,80 11,90 ♂ 4,80

GAPDEC01+3 140



19,70 17,00 ♂ 5,50

GAPDEC01+3 150



22,90 19,80 ♂ 5,80

GAPDEC01+3 160



25,90 22,40 ♂ 6,30

GAPDEC01+3 180



33,50 29,00 ♂ 7,30

GAPDEC01+3 200




41,20 35,60 ♂ 8,10

Codice Art.
Cod. Art.

**FIGARO' PIATTA
DIAMANTATA CONCAVA
Flat Concave D.C. Figarò**

Peso gr. Larghezza mm
Weight gr. Width mm
cm 40 - 16''
18K 14K


GAPDEC01+3 220

50,00 43,20  8,90

GAPDEC01+3 250


60,80 52,60  9,90

GAPDEC01+3 300


86,50 74,80  12,30

**FIGARO' PIATTA DIAMANTATA
Flat D.C. Figarò**


GAPDE1+3 040

1,80 1,55  1,55


GAPDE1+3 050

3,10 2,70  1,90


GAPDE1+3 065

5,10 4,40  2,40


GAPDE1+3 080

7,00 6,10  3,10

GAPDE1+3 100

10,10 8,70  4,00

GAPDE1+3 120

14,00 12,10  4,80


GAPDE1+3 140

21,30 18,40  5,40















GAPDE1+3 150

22,00 19,00  5,80











GAPDE1+3 160

27,20 23,50  6,40

Codice Art.
Cod. Art.Peso gr.
Weight gr.
cm 40 - 16''
18K 14KLarghezza mm
Width mm**FIGARO' PIATTA DIAMANTATA**
Flat D.C. Figarò





















| | | | | | |
|--------------------------|--|-------|-------|---|-------|
| GAPDE1+3 180 |  | 36,20 | 31,30 |  | 7,25 |
| GAPDE1+3 200 |  | 42,30 | 36,60 |  | 7,90 |
| GAPDE1+3 220 |  | 52,80 | 45,70 |  | 8,30 |
| GAPDE1+3 250 |  | 68,90 | 59,60 |  | 10,00 |
| GAPDE1+3 300 |  | 91,00 | 78,70 |  | 12,30 |
| GAPDE1+3 120 L47 BC03 |  | 14,80 | 12,80 |  | 4,80 |
| GAPDE1+3 160 L47 BC03 |  | 25,90 | 22,40 |  | 6,40 |

FIGARO CORTA EXTRA PIATTA DIAMANTATA
Extra Flat D.C. Figarò

| | | | | | |
|---------------|---|------|------|---|------|
| GAXPDE0+1 040 |  | 1,80 | 1,55 |  | 1,60 |
| GAXPDE0+1 050 |  | 2,90 | 2,50 |  | 1,90 |
| GAXPDE0+1 065 |  | 4,20 | 3,60 |  | 2,40 |
| GAXPDE0+1 080 |  | 6,40 | 5,50 |  | 3,10 |
| GAXPDE0+1 100 |  | 9,20 | 8,00 |  | 3,85 |

Codice Art.
Cod. Art.
**FIGARO CORTA
EXTRA PIATTA DIAMANTATA**
Extra Flat D.C. Figarò

 Peso gr. Larghezza mm
 Weight gr. Width mm
 cm 40 - 16''
 18K 14K

| | | | | | |
|---------------------------|---|-------|-------|---|------|
| GAXPDE0+1 120 |  | 13,20 | 11,40 |  | 4,70 |
| GAXPDE0+1 140 |  | 19,50 | 16,90 |  | 5,50 |
| GAXPDE0+1 150 |  | 20,20 | 17,50 |  | 5,90 |
| GAXPDE0+1 160 |  | 24,50 | 21,20 |  | 6,15 |
| GAXPDE0+1 180 |  | 30,00 | 25,90 |  | 7,15 |
| GAXPDE0+1 065 L50 BC03 |  | 4,00 | 3,50 |  | 2,50 |
| GAXPDE0+1 080 L50 BC03 |  | 6,20 | 5,40 |  | 3,10 |
| GAXPDE0+1 100 L50 BC03 |  | 9,50 | 8,20 |  | 3,85 |
| GAXPDE0+1 120 L50 BC03 |  | 11,40 | 9,90 |  | 4,70 |
| GAXPDE0+1 120 L47 BC03 |  | 11,50 | 10,00 |  | 4,70 |

FIGARO EXTRA PIATTA DIAMANTATA
Extra Flat D.C. Figarò

| | | | | | |
|---------------|---|------|------|---|------|
| GAXPDE1+3 040 |  | 1,75 | 1,50 |  | 1,60 |
| GAXPDE1+3 050 |  | 2,60 | 2,25 |  | 1,90 |



Codice Art.
Cod. Art.Peso gr.
Weight gr.
cm 40 - 16"
18K 14KLarghezza mm
Width mmFIGARO EXTRA PIATTA DIAMANTATA
Extra Flat D.C. Figarò

| | | | | | |
|---------------------------|---|-------|-------|---|------|
| GAXPDE1+3 065 |  | 3,90 | 3,40 | ♂ | 2,40 |
| GAXPDE1+3 080 |  | 6,20 | 5,40 | ♂ | 3,10 |
| GAXPDE1+3 100 |  | 9,00 | 7,80 | ♂ | 3,85 |
| GAXPDE1+3 120 |  | 12,40 | 10,70 | ♂ | 4,70 |
| GAXPDE1+3 140 |  | 18,00 | 15,60 | ♂ | 5,50 |
| GAXPDE1+3 150 |  | 19,10 | 16,50 | ♂ | 5,90 |
| GAXPDE1+3 160 |  | 23,00 | 19,90 | ♂ | 6,15 |
| GAXPDE1+3 180 |  | 27,20 | 23,50 | ♂ | 7,15 |
| GAXPDE1+3 200 |  | 36,40 | 31,50 | ♂ | 8,10 |
| GAXPDE1+3 220 |  | 42,80 | 37,00 | ♂ | 9,00 |
| GAXPDE1+3 050 L50 BC03 |  | 2,70 | 2,30 | ♂ | 1,90 |
| GAXPDE1+3 065 L47 BC03 |  | 3,70 | 3,20 | ♂ | 2,40 |
| GAXPDE1+3 080 L47 BC03 |  | 5,40 | 4,70 | ♂ | 3,10 |

Codice Art.
Cod. Art.



| Peso gr. | Larghezza mm |
|-------------|--------------|
| Weight gr. | Width mm |
| cm 40 - 16" | |
| 18K | 14K |

FIGARO EXTRA PIATTA DIAMANTATA Extra Flat D.C. Figarò


GAXPDE1+3 100 L47
BC038,20 7,10  3,85GAXPDE1+3 120 L47
BC0312,00 10,40  4,70

GRUMETTA RADA EXTRA PIATTA DIAMANTATA Extra Flat Open Curb


GRXPDE 040

1,10 1,00  1,55

GRXPDE 045

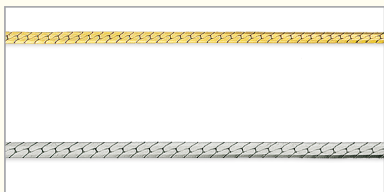
1,40 1,20  1,70

GRXPDE 050


1,75 1,45  1,90GRXPDE 065 L50
BC033,70 3,10  2,50GRXPDE 080 L50
BC035,30 4,40  3,00

GRUMETTA BATTUTA DIAMANTATA ESAGONALE Bevelled D.C. Curb

GBDE 045

3,30 2,85  1,50

GBDE 061

5,40 4,70  2,10

Codice Art.
Cod. Art.GRUMETTA BATTUTA
OVALE DIAMANTATA
Oval CurbPeso gr.
Weight gr.
cm 40 - 16''
18K 14KLarghezza mm
Width mm

GB0VD 035



2,05

1,80

♂ 1,15

GB0VD 040



2,75

2,40

♂ 1,20

GB0VD 045



3,50

3,00

♂ 1,40

GB0VD 050



4,00

3,50

♂ 1,55

GB0VD 061



6,00

5,20

♂ 1,90

GB0VD 065



6,20

5,40

♂ 2,10

GB0VD 070



8,30

7,20

♂ 2,20

GB0VD 080



8,90

7,70

♂ 2,50

GB0VD 100



12,30

10,60

♂ 3,10

GB0VD 120



19,40

16,80

♂ 3,70

GRUMETTA DIAMANTATA
D.C. Curb

GD 020



0,90

0,75

♂ 0,80

GD 025
















1,40

1,15

♂ 0,85


Codice Art.
Cod. Art.GRUMETTA DIAMANTATA
D.C. Curb

| | |
|-------------|--------------|
| Peso gr. | Larghezza mm |
| Weight gr. | Width mm |
| cm 40 - 16" | |
| 18K | 14K |

| | | | | | |
|--------|---|-------|------|---|------|
| GD 028 |  | 1,70 | 1,45 | ♂ | 1,00 |
| GD 030 |  | 2,30 | 1,70 | ♂ | 1,05 |
| GD 035 |  | 2,50 | 2,20 | ♂ | 1,20 |
| GD 040 |  | 3,05 | 2,60 | ♂ | 1,40 |
| GD 045 |  | 4,00 | 3,50 | ♂ | 1,60 |
| GD 050 |  | 5,00 | 4,30 | ♂ | 1,75 |
| GD 055 |  | 5,95 | 5,20 | ♂ | 1,95 |
| GD 058 |  | 6,70 | 5,80 | ♂ | 2,00 |
| GD 061 |  | 7,20 | 6,20 | ♂ | 2,10 |
| GD 065 |  | 8,00 | 6,90 | ♂ | 2,30 |
| GD 068 |  | 8,50 | 7,40 | ♂ | 2,40 |
| GD 070 |  | 9,20 | 8,00 | ♂ | 2,45 |
| GD 075 |  | 10,30 | 8,90 | ♂ | 2,65 |

Codice Art.
Cod. Art.Peso gr.
Weight gr.
cm 40 - 16"
18K 14KLarghezza mm
Width mmGRUMETTA DIAMANTATA
D.C. Curb

GD 080

11,70 10,10  2,80


GD 087

14,50 12,50  3,00

GD 092

16,00 13,80  3,20

GD 097

17,50 15,10  3,40

GD 100

17,80 15,40  3,50

GD 110

21,50 18,60  3,90


GD 120

26,10 22,60  4,20


GD 140

32,60 28,20  4,80

GD 160

47,10 40,70  5,60


GD 180

55,60 48,10  6,30

GD 200

63,20 54,70  7,15

GD 220


83,00 71,80  7,60

GD 250


108,00 93,40  8,80

Codice Art.
Cod. Art.Peso gr. Larghezza mm
Weight gr. Width mm
cm 40 - 16''
18K 14K**GRUMETTA DIAMANTATA**
D.C. Curb

GD 300

153,00 132,30  10,60**GRUMETTA DIAMANTATA CONCAVA**
Concave D.C. Curb

GDECO 100

16,50 14,30  3,40


GDECO 120

23,00 19,90  4,20


GDECO 140

30,10 26,00  4,70

GDECO 160

41,90 36,20  5,40


GDECO 180

51,70 44,70  6,10


GDECO 200

66,90 57,90  7,10


GDECO 220

76,40 66,10  7,45**LUISA**
Luisa


GDVR02568

11,40 9,90  2,10

GDVR02568

11,40 9,90  2,10

GDVR02568

11,40 9,90  2,10


Codice Art.
Cod. Art.


Peso gr.
Weight gr.
cm 40 - 16''
18K 14K

Larghezza mm
Width mm

LUIISA
Luisa

GDVR03078




13,00 11,20  2,35

GRUMETTA PIATTA DIAMANTATA
Flat D.C. Curb


GPD 040



2,20 1,90  1,50

GPD 050



3,10 2,70  1,90


GPD 061



5,10 4,40  2,30

GPD 070



7,00 6,10  2,65


GPD 080



9,50 8,20  3,10


GPD 100



13,90 12,00  3,90

GPD 120



19,90 17,20  4,65

GPD 140



27,30 13,60  5,65


GPD 160



35,20 30,40  6,10


GPD 180



43,20 37,40  6,75

GPD 200



54,30 47,00  7,60


Codice Art.
Cod. Art.GRUMETTA PIATTA DIAMANTATA
Flat D.C. Curb

| | |
|-------------|--------------|
| Peso gr. | Larghezza mm |
| Weight gr. | Width mm |
| cm 40 - 16" | |
| 18K | 14K |


GPD 220

68,50 59,20  8,35


GPD 250

82,50 71,40  9,65

GPD 300

124,50 107,70  11,40GRUMETTA PIATTA DIAMANTATA ESAGONALE
Bevelled Flat Curb

GPDE 040

2,15 1,80  1,50


GPDE 050

3,30 2,80  1,90


GPDE 061

4,60 3,90  2,30


GPDE 070

6,00 5,30  2,65

GPDE 080

7,50 6,50  3,10

GPDE 100

11,80 10,20  3,90


GPDE 120

18,80 15,80  4,65

GPDE 140

23,60 19,80  5,65

GPDE 160

29,70 25,70  6,10

Codice Art.
Cod. Art.


**GRUMETTA PIATTA
DIAMANTATA ESAGONALE
Bevelled Flat Curb**

Peso gr.
Weight gr.
cm 40 - 16''
18K 14K

Larghezza mm
Width mm

GPDE 180



37,70 32,60  6,75


GPDE 200



46,50 40,20  7,60


GPDE 220



62,60 54,10  8,35


GPDE 250



85,40 73,90  9,65

GPDE 300




125,00 108,10  11,40

**GRUMETTA PIATTA DIAMANTATA ESAGONALE CONCAVA
Concave Bevelled Flat Curb**


GPDECO 040



2,10 1,75  1,50


GPDECO 050



2,90 2,40  1,95

GPDECO 061



4,60 3,90  2,30

GPDECO 080



7,60 6,40  3,10

GPDECO 100



11,70 9,80  3,90

GPDECO 120



18,50 16,00  4,65

GPDECO 140




23,40 19,60  5,65

Codice Art.
Cod. Art.
**GRUMETTA PIATTA DIAMANTATA
ESAGONALE CONCAVA**
 Concave Bevelled Flat Curb

 Peso gr. Larghezza mm
 Weight gr. Width mm
 cm 40 - 16''
 18K 14K


GPDECO 160

28,90 25,00  6,10


GPDECO 180

39,40 33,00  6,75

GPDECO 200

48,20 41,70  7,60


GPDECO 220

60,00 51,90  8,35

GPDECO 250

74,00 64,00  9,65


GPDECO 300

101,00 87,40  11,40
GRANO AVENA
 Wheat Chain

GRANOAV 025

1,25 1,05  0,85

GRANOAV 030

1,65 1,40  1,05


GRANOAV 035

2,70 2,20  1,20


GRANOAV 045

4,00 3,30  1,40

GRANOAV 055

5,90 5,10  1,70

GRANOAV 070

9,20 8,00  2,30

Codice Art.
Cod. Art.

Peso gr.
Weight gr.
cm 40 - 16"
18K 14K

Larghezza mm
Width mm

GRANO AVENA
Wheat Chain

GRANOAV 100



18,10 15,00  3,30

GRANO AVENA
DIAMANTATO QUADRATO
D.C. Wheat Chain


GRANOAVDQ 025



1,00 0,85  0,70


GRANOAVDQ 030



1,25 1,05  0,80

GRANOAVDQ 035



1,85 1,55  0,90


GRANOAVDQ 045



2,70 2,25  1,20

GRANOAVDQ 055



4,30 3,60  1,45

GRANOAVDQ 070



6,50 5,50  1,90

GRANOAVDQ 100



13,50 11,70  2,70

GRUMETTA RADA DIAMANTATA
Long Link Curb

GRD 040



2,25 1,95  1,50


GRD 050



3,90 3,40  1,85

GRD 065













5,45 4,70  2,25















Codice Art.
Cod. Art.

| | |
|-------------|--------------|
| Peso gr. | Larghezza mm |
| Weight gr. | Width mm |
| cm 40 - 16" | |
| 18K | 14K |

GRUMETTA RADA DIAMANTATA Long Link Curb

| | | | | | |
|---------|---|-------|-------|---|------|
| GRD 080 |  | 8,90 | 7,70 |  | 2,80 |
| GRD 100 |  | 13,20 | 11,40 |  | 3,50 |
| GRD 120 |  | 18,20 | 15,70 |  | 4,20 |
| GRD 140 |  | 25,40 | 22,00 |  | 5,10 |
| GRD 180 |  | 40,00 | 34,60 |  | 6,65 |

GRUMETTA RADA PIOLINO DIAMANTATA Cartier

| | | | | | |
|----------|---|-------|-------|---|------|
| GRPD 040 |  | 2,55 | 2,20 |  | 1,60 |
| GRPD 050 |  | 4,20 | 3,60 |  | 1,80 |
| GRPD 065 |  | 5,75 | 5,00 |  | 2,40 |
| GRPD 080 |  | 8,60 | 7,20 |  | 3,00 |
| GRPD 100 |  | 13,50 | 11,70 |  | 3,60 |
| GRPD 120 |  | 18,90 | 16,30 |  | 4,35 |
| GRPD 140 |  | 25,40 | 22,00 |  | 5,15 |

Codice Art.
Cod. Art.Peso gr.
Weight gr.
cm 40 - 16"
18K 14K**GRUMETTA RADA PIOLINO DIAMANTATA**
Cartier


GRPD 180

40,00 34,60  6,7**GRUMETTA RADA PIOLINO
DIAMANTATA CONCAVA**
Concave Cartier


GRPDCO 040

2,30 2,00  1,60

GRPDCO 050

3,50 3,10  1,80


GRPDCO 065

5,30 4,70  2,40


GRPDCO 080

8,00 6,90  3,00


GRPDCO 100

12,60 10,90  3,60

GRPDCO 120

18,70 16,20  4,35

GRPDCO 140

25,30 21,90  5,15


GRPDCO 180

40,00 34,60  6,7**GRUMETTA RADA DIAMANTATA 8 LATI**
Eight Sides Bevelled Long Cartier

GRQDELA 060

5,20 4,50  1,65

GRQDELA 080


8,50 7,30  2,30

Codice Art.
Cod. Art.

**GRUMETTA RADA
DIAMANTATA 8 LATI**
Eight Sides Bevelled Long Cartier

Peso gr. Larghezza mm
Weight gr. Width mm
cm 40 - 16''
18K 14K


GRQDELA 100

13,20 11,40  2,90

GRQDELA 120

16,20 14,00  3,50

GRQDELA 140

25,30 21,90  4,05

GRQDELA 160



32,10 27,80  4,65

GRQDELA 180


35,50 30,70  5,20

GRUMETTA DOPPIA BATT. DIAM. ESAGONALE
Double Bevelled Herringbone

G2BDE 030 L46

2,00 1,75  1,50


G2BDE 035 L46

2,50 2,15  1,55

G2BDE 040

3,50 3,00  2,15

G2BDE 045 L71

4,30 3,90  2,30


G2BDE 050

5,30 4,60  2,50

G2BDE 055

6,70 5,80  2,80

G2BDE 060

8,40 7,30  3,05


Codice Art.
Cod. Art.

**GRUMETTA DOPPIA
BATT. DIAM. ESAGONALE
Double Bevelled Herringbone**

Peso gr.
Weight gr.
cm 40 - 16"
18K 14K

Larghezza mm
Width mm

G2BDE 065



9,40

8,10

 3,30

G2BDE 070 L04


10,80

9,30

 3,45

**INTRECCIAIE
Braided**

G2BDE I2FE 022 L46



2,40

2,10

 2,20

G2BDE I3F 022 L46

3,40

2,90

 2,70

G2BDE I3FE 022 L46

3,30

2,85

 2,40

G2BDE I4F 022 L46

4,70

4,10

 3,50

G2BDE I5F 022 L46

5,60

4,80

 3,20

G2BDE I6F 022 L46

7,00

6,10

 4,95

**INTRECCIAIE
Braided**

G2BDE I2FE 025 L46



3,20

2,80

 2,30

G2BDE I3F 025 L46

4,50

3,90

 3,15

G2BDE I3FE 025 L46


4,40

3,80



 2,70

Codice Art.
Cod. Art.Peso gr.
Weight gr.
cm 40 - 16"
18K 14K
Larghezza mm
Width mmINTRECCIATE
Braided

G2BDE I4F 025 L46

6,10 5,30  3,90

G2BDE I4FE 025 L46

4,70 4,10  3,00


G2BDE I5F 025 L46

7,50 6,50  3,95



G2BDE I6F 025 L46

9,00 7,80  5,60


G2BDE I6FA 025 L46

9,10 7,90  5,50


G2BDE I7F 025 L46

10,70 9,30  4,80

G2BDE I7FS 025 L46

10,30 8,90  5,50

G2BDE I8FS 025 L46

12,00 10,40  7,25INTRECCIATE
Braided

G2BDE I3F 030 L46

6,60 5,70  3,70

G2BDE I3FE 030 L46

6,25 5,40  3,15

G2BDE I4F 030 L46

9,15 7,90  4,40









G2BDE I4FE 030 L46

8,60 7,40  3,50

















Codice Art.

Cod. Art.

Peso gr.
Weight gr.
cm 40 - 16''
18K 14KINTRECCIAIE
Braided





| | | | | | |
|--------------------|---|-------|-------|---|------|
| G2BDE I5F 030 L46 |  | 9,80 | 8,50 |  | 4,40 |
| G2BDE I6F 030 L46 |  | 13,20 | 11,40 |  | 6,20 |
| G2BDE I6FA 030 L46 |  | 14,00 | 12,10 |  | 6,10 |
| G2BDE I7F 030 L46 |  | 14,90 | 12,90 |  | 6,00 |

GRUMETTA DOPPIA BATT. DIAM. RITORTA
Twisted Bevelled Herringbone

| | | | | | |
|------------------|---|------|------|---|------|
| G2BDRIT 020 |  | 1,05 | 0,90 |  | 1,20 |
| G2BDRIT 025 |  | 1,60 | 1,35 |  | 1,30 |
| G2BDRIT 030 |  | 2,50 | 2,15 |  | 1,40 |
| G2BDRIT 035 |  | 3,30 | 2,85 |  | 1,85 |
| G2BDRIT 040 |  | 4,30 | 3,70 |  | 2,15 |
| G2BDRIT 045 |  | 5,50 | 4,80 |  | 2,40 |
| G2BDRIT 050 |  | 6,40 | 5,50 |  | 2,50 |
| G2BDRIT 020 BC03 |  | 1,05 | 0,90 |  | 1,20 |

Codice Art.
Cod. Art.
**GRUMETTA DOPPIA
BATT. DIAM. RITORTA**
Twisted Bevelled Herringbone



 Peso gr. Larghezza mm
 Weight gr. Width mm
 cm 40 - 16''
 18K 14K

| | | | | | |
|------------------|---|-------|-------|---|------|
| G2BDRIT 025 BC03 |  | 1,60 | 1,35 | ♂ | 1,30 |
| G2BDRIT 030 BC03 |  | 2,50 | 2,20 | ♂ | 1,40 |
| G2BDRIT 040 L85 |  | 3,90 | 3,40 | ♂ | 2,15 |
| G2BDRIT 080 L85 |  | 16,50 | 14,30 | ♂ | 4,00 |









GRUMETTA DOPPIA BATT. DIAM. RITORTA ALTERNATA
Twisted Alternate Bevelled Herringbone

| | | | | | |
|------------|---|------|------|---|------|
| G2BDR2 020 |  | 1,00 | 0,85 | ♂ | 1,20 |
| G2BDR2 025 |  | 1,60 | 1,40 | ♂ | 1,30 |
| G2BDR2 030 |  | 2,50 | 2,20 | ♂ | 1,40 |













GRUMETTA DOPPIA BATTUTA
OVALE DIAMANTATA
Eight Sides D.C. Oval Double Curb

| | | | | | |
|------------|---|------|------|---|------|
| G2BOVD 040 |  | 3,80 | 3,30 | ♂ | 1,60 |
| G2BOVD 045 |  | 5,20 | 4,50 | ♂ | 1,90 |
| G2BOVD 050 |  | 6,00 | 5,20 | ♂ | 2,15 |
| G2BOVD 055 |  | 7,00 | 6,10 | ♂ | 2,30 |

Codice Art.
Cod. Art.GRUMETTA DOPPIA BATTUTA
OVALE DIAMANTATA
Eight Sides D.C. Oval Double CurbPeso gr.
Weight gr.
cm 40 - 16''
18K 14KLarghezza mm
Width mm

| | | | | | |
|------------|---|-------|-------|---|------|
| G2B0VD 060 |  | 9,10 | 7,90 |  | 2,45 |
| G2B0VD 065 |  | 8,80 | 7,80 |  | 2,60 |
| G2B0VD 070 |  | 11,30 | 9,80 |  | 2,75 |
| G2B0VD 080 |  | 14,40 | 12,50 |  | 3,10 |

GRUMETTA DOPPIA BATTUTA TONDA DIAMANTATA 8 LATI
Eight Sides D.C. Round Double Curb

| | | | | | |
|------------|---|------|------|---|------|
| G2BTDO 025 |  | 1,75 | 1,45 |  | 0,80 |
| G2BTDO 030 |  | 2,25 | 1,95 |  | 0,85 |
| G2BTDO 035 |  | 3,50 | 3,00 |  | 0,90 |
| G2BTDO 040 |  | 3,90 | 3,40 |  | 1,25 |
| G2BTDO 045 |  | 5,00 | 4,30 |  | 1,30 |
| G2BTDO 050 |  | 6,90 | 6,00 |  | 1,60 |

GRUMETTA COMPRESSA BATTUTA QUADRATA DIAMANTATA
Square D.C.Snake

| | | | | | |
|------------|---|------|------|---|------|
| G2CBQD 020 |  | 2,00 | 1,75 |  | 0,60 |
|------------|---|------|------|---|------|

Codice Art.
Cod. Art.GRUMETTA COMPRESSA BATTUTA
QUADRATA DIAMANTATA
Square D.C.SnakePeso gr.
Weight gr.
cm 40 - 16''
18K 14K
Larghezza mm
Width mm

| Codice Art. Cod. Art. | Image | 18K Weight gr. | 14K Weight gr. | Width mm |
|--------------------------|-------|----------------|----------------|----------|
| G2CBQD 022 | | 2,50 | 2,15 | ♂ 0,70 |
| G2CBQD 025 | | 3,10 | 2,70 | ♂ 0,80 |
| G2CBQD 030 | | 4,30 | 3,70 | ♂ 0,90 |
| G2CBQD 035 | | 6,60 | 5,70 | ♂ 2,10 |

GRUMETTA COMPRESSA BATTUTA QUADRATA DIAMANTATA OTTAGONALE
Eight Sides D.C. Snake

| Codice Art. Cod. Art. | Image | 18K Weight gr. | 14K Weight gr. | Width mm |
|--------------------------|-------|----------------|----------------|----------|
| G2CBQD0 020 | | 2,00 | 1,70 | ♂ 0,60 |
| G2CBQD0 022 | | 2,35 | 2,00 | ♂ 0,70 |
| G2CBQD0 025 | | 2,90 | 2,50 | ♂ 0,80 |
| G2CBQD0 030 | | 4,20 | 3,50 | ♂ 0,90 |
| G2CBQD0 035 | | 5,40 | 4,50 | ♂ 2,10 |

GRUMETTA COMPRESSA BATTUTA QUADRATA DIAMANTATA RITORTA ALTERNATA
Alternate/Twisted Square D.C. Snake

| Codice Art. Cod. Art. | Image | 18K Weight gr. | 14K Weight gr. | Width mm |
|--------------------------|-------|----------------|----------------|----------|
| G2CBQDR2 020 | | 1,85 | 1,60 | ♂ 0,90 |
| G2CBQDR2 022 | | 2,20 | 1,90 | ♂ 1,05 |

Codice Art.
Cod. Art.

**GRUMETTA COMPRESSA
BATTUTA QUADRATA
DIAMANTATA RITORTA ALTERNATA**
Alternate/Twisted Square D.C. Snake

Peso gr.
Weight gr.
cm 40 - 16''
18K 14K

Larghezza mm
Width mm

G2CBQDR2 025



3,10 2,70 ♂ 1,20

GRUMETTA COMPRESSA BATTUTA TONDA
Round Snake

G2CBT 020



2,30 2,00 ♂ 0,80

G2CBT 025



3,70 3,10 ♂ 1,00

G2CBT 030



5,70 4,80 ♂ 1,25

G2CBT 035



6,80 5,90 ♂ 1,30

G2CBT 025 L77



3,40 2,90 ♂ 1,00

G2CBT 025 L81 BC03



3,60 3,10 ♂ 1,00

G2CBT 030 L86 BC03



6,00 5,20 ♂ 1,25

GRUMETTA COMPRESSA BATTUTA TONDA DIAMANTATA
Round D.C. Snake

G2CBTD 020



2,10 1,80 ♂ 0,70

G2CBTD 025



3,40 2,95 ♂ 0,90

G2CBTD 030



4,90 4,40 ♂ 1,05

Codice Art.
Cod. Art.GRUMETTA COMPRESSA
BATTUTA TONDA DIAMANTATA
Round D.C. Snake

| | |
|-------------|--------------|
| Peso gr. | Larghezza mm |
| Weight gr. | Width mm |
| cm 40 - 16" | |
| 18K | 14K |

G2CBTD 035

6,50 5,60  1,00GRUMETTA COMPRESSA BATTUTA TONDA DIAMANTATA 8 LATI
Eight Sides D.C. Snake

G2CBTD0 020

2,10 1,80  0,80


G2CBTD0 025

3,55 2,95  0,95


G2CBTD0 030

5,00 4,20  1,15


G2CBTD0 035

6,00 5,00  1,30GRUMETTA DOPPIA DIAMANTATA
Double D.C. Curb

G2D 030

3,00 2,60  1,40



G2D 035

3,90 3,40  1,65


G2D 040

5,30 4,60  2,00

G2D 045









6,40 5,50  2,15

G2D 050





7,80 6,80  2,50

G2D 055

8,80 7,60  2,60

| Codice Art. Cod. Art. | GRUMETTA DOPPIA DIAMANTATA Double D.C. Curb | Peso gr. Weight gr. | | Larghezza mm Width mm |
|--------------------------|---|------------------------|---------|--------------------------|
| | | cm 40 - 16" | 18K 14K | |
| G2D 060 |  | 10,70 | 9,30 | 3,00 |
| G2D 065 |  | 12,00 | 10,40 | 3,10 |
| G2D 070 |  | 14,90 | 12,90 | 3,40 |
| G2D 080 |  | 19,00 | 16,40 | 3,80 |
| G2D 100 |  | 30,90 | 26,70 | 4,60 |
| G2D 120 |  | 43,90 | 38,00 | 5,40 |
| G2D 140 |  | 56,50 | 47,40 | 6,30 |
| G2DECO 045 |  | 6,00 | 5,20 | 2,15 |

GRUMETTA DOPPIA DIAMANTATA RITORTA
Twisted Double D.C. Curb

| | | | | |
|------------|---|------|------|------|
| G2DRIT 025 |  | 2,05 | 1,80 | 0,95 |
| G2DRIT 030 |  | 3,10 | 2,70 | 1,20 |
| G2DRIT 035 |  | 4,00 | 3,50 | 1,50 |
| G2DRIT 040 |  | 5,10 | 4,40 | 1,70 |

Codice Art.
Cod. Art.GRUMETTA DOPPIA
DIAMANTATA RITORTA
Twisted Double D.C. CurbPeso gr.
Weight gr.
cm 40 - 16''
18K 14K
Larghezza mm
Width mm

G2DRIT 045



6,70 5,80 ♂ 1,95


G2DRIT 050



7,70 6,70 ♂ 2,00

GRUMETTA DOPPIA RITORTA
Twisted Double Curb

G2RIT 025



2,20 1,90 ♂ 0,95

G2RIT 030

3,00 2,60 ♂ 1,20

G2RIT 035

4,40 3,80 ♂ 1,50

G2RIT 040


5,70 4,90 ♂ 1,65

G2RIT 045

7,20 6,20 ♀ 1,90

GRUMETTA DOPPIA RITORTA DIAMANTATA OTTAGONALE
Eight Sides D.C. Double Curb

G2RITD0 025



2,05 1,80 ♂ 0,90

G2RITD0 030

2,90 2,50 ♂ 1,10

G2RITD0 035

3,90 3,40 ♂ 1,20

G2RITD0 040

4,80 4,10 ♂ 1,30

Codice Art.
Cod. Art.

**GRUMETTA DOPPIA RITORTA
DIAMANTATA OTTAGONALE
Eight Sides D.C. Double Curb**

Peso gr.
Weight gr.
cm 40 - 16''
18K 14K

Larghezza mm
Width mm

G2RITD0 030 BC03



2,90 2,50 ♂ 1,10

G2RITD0 040 BC03



4,80 4,10 ♂ 1,30

**GRUMETTA DOPPIA RITORTA
DIAMANTATA TONDA
Round D.C. Double Curb**

G2RITDT 030



2,50 2,20 ♂ 0,90

G2RITDT 040



5,00 4,30 ♂ 1,30

G2RITDT 030



2,50 2,20 ♂ 0,90

**GRUMETTA DOPPIA SINGAPORE
Singapore**

G2SIN 017



0,90 0,75 ♂ 1,10

G2SIN 020



1,25 1,05 ♂ 1,20

G2SIN 022



1,40 1,15 ♂ 1,35

G2SIN 025



1,85 1,55 ♂ 1,50

G2SIN 028



2,30 1,95 ♂ 1,85

G2SIN 030



2,70 2,30 ♂ 1,90

Codice Art.
Cod. Art.GRUMETTA DOPPIA SINGAPORE
Singapore

| | | |
|-----|--------------|--------------|
| | Peso gr. | Larghezza mm |
| | Weight gr. | Width mm |
| | cm 40 - 16'' | |
| 18K | 14K | |

| | | | | | |
|------------------|---|-------|-------|---|------|
| G2SIN 035 |  | 3,50 | 2,90 | ♂ | 2,00 |
| G2SIN 040 |  | 4,50 | 4,00 | ♂ | 2,40 |
| G2SIN 045 |  | 5,80 | 4,90 | ♂ | 2,70 |
| G2SIN 050 |  | 6,90 | 5,80 | ♂ | 2,90 |
| G2SIN 055 |  | 8,30 | 7,00 | ♂ | 3,00 |
| G2SIN 060 |  | 10,60 | 8,90 | ♂ | 3,40 |
| G2SIN 065 |  | 11,90 | 10,00 | ♂ | 3,50 |
| G2SIN 070 |  | 13,20 | 11,40 | ♂ | 3,90 |
| G2SIN 030 BC03 |  | 2,70 | 2,35 | ♂ | 1,90 |
| G2SIN 035 L47 |  | 3,70 | 3,20 | ♂ | 1,85 |
| G2SIN-R10/04 017 |  | 0,95 | 0,80 | ♂ | 1,05 |
| G2SIN-R15/05 020 |  | 1,25 | 1,05 | ♂ | 1,15 |
| G2SIN-R15/05 022 |  | 1,45 | 1,20 | ♂ | 1,25 |

Codice Art.
Cod. Art.Peso gr.
Weight gr.
cm 40 - 16"
18K 14K**GRUMETTA DOPPIA SINGAPORE**
Singapore

G2SIN-R15/05 025



1,90 1,60 ♂ 1,50

LUMACHINA DIAMANTATA
D.C. Snail Chain

LD 025



1,65 1,40 ♂ 1,15

LD 035



3,20 2,70 ♂ 1,30

LD 050



6,40 5,50 ♂ 2,00

LD 060



9,00 7,80 ♂ 2,30

LD 080



16,60 14,40 ♂ 3,15

LD 035 L21



3,30 2,85 ♂ 1,30

LD 060 L29



9,00 7,80 ♂ 2,30

LD 060 L50



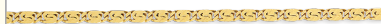
9,10 7,90 ♂ 2,30

LBD 035



3,00 2,60 ♂ 1,50

LBD 035 L50



2,90 2,50 ♂ 1,50



























LBD 035 L73



3,00 2,50 ♂ 1,50


Codice Art.
Cod. Art.LUMACHINA RIEMPITA DIAMANTATA
D.C. Snail Chain

| | |
|-------------|--------------|
| Peso gr. | Larghezza mm |
| Weight gr. | Width mm |
| cm 40 - 16" | |
| 18K | 14K |

| | | | | | |
|---------------|---|-------|-------|---|------|
| LSD 050 |  | 7,00 | 6,10 |  | 2,10 |
| LSD 060 |  | 9,10 | 7,90 |  | 2,30 |
| LSD 080 |  | 19,10 | 16,50 |  | 3,20 |
| LSD 060 L50 |  | 9,00 | 7,80 |  | 2,30 |
| LSDE 080 |  | 16,20 | 14,00 |  | 3,20 |
| LSBD 050 |  | 7,10 | 6,10 |  | 2,40 |
| LSBD 050 L73 |  | 6,70 | 5,60 |  | 2,40 |
| LSBD 060 |  | 9,70 | 8,40 |  | 2,85 |
| LSBD 060 L73 |  | 9,70 | 8,40 |  | 2,85 |
| LRDQ 035 |  | 3,80 | 3,20 |  | 1,20 |
| LRDQF 035 L88 |  | 3,90 | 3,20 |  | 1,20 |
| LRDQ 030 |  | 2,60 | 2,20 |  | 0,96 |
| LRDQ 035 |  | 3,70 | 3,10 |  | 1,04 |

Codice Art.
Cod. Art.Peso gr.
Weight gr.
cm 40 - 16"
18K 14KLarghezza mm
Width mmOVALINA
Oval Chain

OV 120 L77 BC03



2,50 2,15 ♂ 1,15


OV 150 L77



3,90 3,30 ♂ 1,45

CATENA A PALLINE
Beads Chain

PL 100



1,65 1,40 ♂ 1,00

PL 120



2,60 2,25 ♂ 1,20

PL 150



3,80 3,30 ♂ 1,50

PL 180



6,00 5,20 ♂ 1,80

PL 200



7,00 6,10 ♂ 2,00

PL 220



9,40 8,10 ♂ 2,20

PL 250



9,60 8,60 ♂ 2,50

PL 300



15,80 13,70 ♂ 3,00

CATENA A PALLINE ALTERNATA DIAMANTATA
Alternate D.C. Beads Chain

PLCLD1+1 100



1,55 1,30 ♂ 1,00

Codice Art.
Cod. Art.
**CATENA A PALLINE
ALTERNATA DIAMANTATA**
Alternate D.C. Beads Chain

 Peso gr.
Weight gr.
cm 40 - 16"
18K 14K
Larghezza mm
Width mm

PLCLD1+1 120



2,25 1,90 ♂ 1,20

PLCLD1+1 150

3,20 2,80 ♂ 1,50

PLCLD1+1 180

4,80 4,20 ♂ 1,80

PLCLD1+1 200


7,30 6,30 ♂ 2,00

PLCLD1+1 250

10,00 8,60 ♂ 2,50

CATENA A PALLINE ALTERNATA
Alternate Beads Chain

PLCL1+1 100



1,90 1,65 ♂ 1,00

PLCL1+1 120

3,00 2,60 ♂ 1,20

PLCL1+1 150

4,30 3,70 ♂ 1,50

PLCL1+1 180

6,00 5,20 ♂ 1,80

PLCL1+1 100 L77

1,60 1,35 ♂ 1,00

PLCL1+1 120 L77

2,50 2,10 ♂ 1,20

PLCL1+1 150 L77

3,60 3,00 ♂ 1,50

Codice Art.
Cod. Art.

Peso gr.
Weight gr.
cm 40 - 16"
18K 14K

Larghezza mm
Width mm

CATENA A PALLINE ALTERNATA
Alternate Beads Chain


PLCL1+1 180 L77



5,00 4,30 ♂ 1,80

CATENA A PALLINE DIAMANTATA
D. C. Beads Chain

PLD 100



1,55 1,30 ♂ 1,00

PLD 120



2,30 1,90 ♂ 1,20

PLD 150



3,20 2,80 ♂ 1,50

PLD 180



5,80 5,00 ♂ 1,80

PLD 200



6,80 5,90 ♂ 2,00

PLD 220



8,60 7,20 ♂ 2,20

PLD 250



9,50 8,20 ♂ 2,50


PLD 300



13,30 11,50 ♂ 3,00

CATENA A PALLINE FANTASIA
Fancy Beads Chain

PLT4+1 100



2,00 1,75 ♂ 1,00

PLT4+1 100 L77








1,75 1,45 ♂ 0,90








Codice Art.
Cod. Art.























| Peso gr. | Larghezza mm |
|-------------|--------------|
| Weight gr. | Width mm |
| cm 40 - 16" | |
| 18K | 14K |

CATENA A PALLINE FANTASIA Fancy Beads Chain

| | | | | | |
|---------------------|---|------|------|---|------|
| PLT3+1 120 L77 |  | 2,60 | 2,20 | ♂ | 1,15 |
| PLT3+1 120 L77 BC03 |  | 2,60 | 2,20 | ♂ | 1,20 |
| PLT3+1 150 |  | 4,80 | 4,10 | ♂ | 1,50 |
| PLT3+1 150 L77 |  | 4,00 | 3,40 | ♂ | 1,50 |
| PLT3+1 150 L77 TC02 |  | 4,00 | 3,50 | ♂ | 1,50 |

ROLO' Rolò


| | | | | | |
|-------|---|------|------|---|------|
| R 022 |  | 1,05 | 0,85 | ♂ | 0,90 |
| R 025 |  | 1,30 | 1,10 | ♂ | 1,05 |
| R 030 |  | 1,85 | 1,60 | ♂ | 1,30 |
| R 035 |  | 2,60 | 2,20 | ♂ | 1,65 |
| R 040 |  | 3,50 | 2,90 | ♂ | 1,80 |
| R 045 |  | 4,40 | 3,70 | ♂ | 2,00 |
| R 050 |  | 5,20 | 4,30 | ♂ | 2,30 |

| Codice Art. Cod. Art. | ROLO' Rolo' | Peso gr. Weight gr. cm 40 - 16" | | Larghezza mm Width mm |
|---|---|---------------------------------------|------|--|
| | | 18K | 14K | |
| R 055 |  | 6,40 | 5,40 |  2,45 |
| R 060 |  | 7,70 | 6,50 |  2,90 |
| R 070 |  | 10,40 | 8,70 |  3,20 |
| R 080 |  | 11,00 | 9,20 |  3,60 |
| ROLO' BATTUTO Stamped Rolo' | | | | |
| RBRA 030 |  | 1,60 | 1,35 |  1,40 |
| RBRA 040 |  | 2,90 | 2,55 |  2,06 |
| ROLO' BATTUTO PIOLINO DIAMANTATO ESAGONALE Flat Gucci | | | | |
| RBPD 030 |  | 1,25 | 1,05 |  1,10 |
| RBPD 040 L70 BC03 |  | 2,00 | 1,70 |  1,55 |
| RBPD 050 L75 BC03 |  | 3,70 | 3,20 |  1,85 |
| RPDE 040 |  | 2,00 | 1,70 |  1,55 |
| RPDE 050 |  | 3,10 | 2,60 |  1,85 |


Codice Art.
Cod. Art.
**ROLO' BATTUTO PIOLINO
DIAMANTATO ESAGONALE
Flat Gucci**

 Peso gr.
Weight gr.
cm 40 - 16"
18K 14K
Larghezza mm
Width mm


RBPDE 065

4,90 4,10  2,30


RBPDE 080

7,50 6,30  2,60


RBPDE 100

11,90 10,00  3,35


RBPDE 120

18,60 15,40  4,10


RBPDE 150

26,70 23,10  5,15


RBPDE 180

36,60 31,70  6,20

RBPDE 065 L50

4,90 4,20  2,30

RBPDE 150 L52

26,00 22,50  5,15
**ROLO' BATTUTO PIOLINO
DIAMANTATO ESAGONALE CONCAVA
Concave Flat Gucci**


RBPDECO 050

3,30 2,80  1,90


RBPDECO 065

4,20 3,70  2,30

RBPDECO 080

6,50 5,40  2,60

RBPDECO 100

10,90 9,10  3,35

Codice Art.
Cod. Art.

ROLO' BATTUTO PIOLINO
DIAMANTATO ESAGONALE CONCAVA
 Concave Flat Gucci

 Peso gr.
 Weight gr.
 cm 40 - 16"
 18K 14K

 Larghezza mm
 Width mm

RBPDECO 120

15,70 13,60  4,10

RBPDECO 150


24,00 20,80  5,15

RBPDECO 180


33,30 28,80  6,20

ROLO' BATTUTO QUADRATO
 Boston Link

RBQ 025

1,10 0,95  0,50

RBQ 030

1,75 1,45  0,60

RBQ 035

2,35 1,95  0,70

RBQ 040


3,30 2,85  1,10

ROLO' DIAMANTATO
 D.C. Rolò

RD 022

0,85 0,70  0,78

RD 025

1,10 0,90  0,90

RD 030

1,45 1,20  1,05

RD 035

2,10 1,80  1,30

Codice Art.
Cod. Art.

| Peso gr. | Larghezza mm |
|-------------|--------------|
| Weight gr. | Width mm |
| cm 40 - 16" | |
| 18K | 14K |

ROLO' DIAMANTATO
D.C. Rolò

RD 040



2,80 2,35 ♂ 1,50

RD 045



3,50 2,90 ♂ 1,70

RD 050



3,70 3,30 ♂ 1,90

RD 055



5,10 4,30 ♂ 2,10

RD 060



6,10 5,10 ♂ 2,30

RD 070



8,60 7,20 ♂ 2,80

ROLO' DIAMANTATO OVALE
Oval D.C. Rolò

RD0V 025



1,02 0,85 ♂ 0,95

RD0V 030



1,35 1,10 ♂ 1,15

RD0V 035



2,00 1,65 ♂ 1,40

RD0V 040



2,50 2,10 ♂ 1,72

RD0V 045



3,20 2,70 ♂ 1,72


RD0V 050



3,80 3,20 ♂ 1,98

Codice Art.
Cod. Art.Peso gr.
Weight gr.
cm 40 - 16''
18K 14KLarghezza mm
Width mm**ROLO' DIAMANTATO OVALE**
Oval D.C. Rolò

RD0V 055



4,80

4,10

 2,22

RD0V 060



5,00

4,20

 2,42

RD0V 070




7,60

6,30

 2,84
ROLO' DIAMANTATO QUADRATO
Square D.C. Rolò

RDQ 030



1,35

1,10

 1,26

RDQ 035

1,70

1,40

 1,35

RDQ 040

2,35

1,95

 1,50

RDQ 045

3,10

2,60

 1,65

RDQ 050

3,40

2,80

 1,95

RDQ 055

4,50

3,70

 2,20

RDQ 060

5,40

4,70

 2,65

RDQ 070

7,10


6,00

 2,70

Codice Art.
Cod. Art.ROLO' MEZZO TONDO
Belcher

| Peso gr. | Larghezza mm |
|-------------|--------------|
| Weight gr. | Width mm |
| cm 40 - 16" | |
| 18K | 14K |

RMT 050



1,55 1,30 ♂ 1,30

RMT 070



2,35 1,95 ♂ 1,50

RMT 085



3,70 3,10 ♂ 2,00

RMT 100



5,70 4,80 ♂ 2,35

RMT 140



9,90 8,30 ♂ 3,45

RMT 170



16,00 13,40 ♂ 3,82

RMT 200



23,80 20,00 ♂ 4,50

ROLO' MEZZO TONDO DIAMANTATO
D.C. Belcher

RMTDP 050



1,40 1,20 ♂ 1,22

RMTDP 070



2,20 1,85 ♂ 1,38

RMTDP 085













3,30 2,80 ♂ 1,66

RMTDP 100



5,30 4,50 ♂ 2,10

Codice Art.
Cod. Art.Peso gr.
Weight gr.
cm 40 - 16''
18K 14KROLO' STAMPATO
Stamped Rolò

| | | | | | |
|--------|---|------|------|---|------|
| RS 022 |  | 0,95 | 0,80 | ♂ | 1,05 |
| RS 025 |  | 1,20 | 1,00 | ♂ | 1,10 |
| RS 030 |  | 1,75 | 1,55 | ♂ | 1,20 |
| RS 035 |  | 2,55 | 2,20 | ♂ | 1,70 |
| RS 040 |  | 3,15 | 2,70 | ♂ | 2,00 |
| RS 045 |  | 4,20 | 3,60 | ♂ | 2,25 |
| RS 050 |  | 4,75 | 4,10 | ♂ | 2,50 |
| RS 055 |  | 5,60 | 4,80 | ♂ | 2,65 |
| RS 060 |  | 7,60 | 6,60 | ♂ | 3,05 |
| RS 070 |  | 9,60 | 8,00 | ♂ | 3,55 |

ROLO' STAMPATO DIAMANTATO
D.C. Stamped Rolò

| | | | | | |
|---------|---|------|------|---|------|
| RSD 030 |  | 1,50 | 1,25 | ♂ | 1,00 |
| RSD 035 |  | 2,20 | 1,90 | ♂ | 1,50 |

Codice Art.
Cod. Art.

| Peso gr. | Larghezza mm |
|-------------|--------------|
| Weight gr. | Width mm |
| cm 40 - 16" | |
| 18K | 14K |

ROLO' STAMPATO DIAMANTATO D.C. Stamped Rolò

RSD 040



2,80 2,40 ♂ 1,55

RSD 045



3,50 3,00 ♂ 1,60

RSD 050



3,80 3,30 ♀ 1,85

RSD 055



4,65 4,00 ♀ 2,00

RSD 060



5,90 5,10 ♀ 2,40

RSD 070



8,00 6,90 ♀ 2,50

SERPENTINA BATTUTA OVALE Oval Serpentine

SEBOV 035



2,50 2,15 ♂ 1,00

SEBOV 040



3,00 2,60 ♂ 1,10

SEBOV 045



4,00 3,50 ♂ 1,30

SEBOV 050



5,00 4,30 ♂ 1,50

SEBOV 055



5,40 4,70 ♀ 1,60


SEBOV 061



7,10 6,10 ♀ 1,80

Codice Art.
Cod. Art.Peso gr.
Weight gr.
cm 40 - 16"
18K 14KLarghezza mm
Width mmSERPENTINA PIATTA DIAMANTATA
D.C. Flat Serpentine

SEPD 030



1,60 1,40 ♂ 0,95

SEPD 035



2,20 1,90 ♂ 1,05

SEPD 040



2,70 2,35 ♂ 1,25

SEPD 045



3,30 2,85 ♂ 1,35

SEPD 050



3,90 3,30 ♂ 1,55

SEPD 055



5,10 4,40 ♂ 1,65

SERPENTINA DIAMANTATA RITORTA
Twisted Serpentine

SEPDRIT 020



0,75 0,65 ♂ 0,80

SEPDRIT 025



1,00 0,85 ♂ 0,85

SEPDRIT 028



1,25 1,05 ♂ 0,95

SEPDRIT 030



1,55 1,30 ♂ 1,05

SEPDRIT 035



1,95 1,65 ♂ 1,20

SEPDRIT 040



2,40 2,00 ♂ 1,30

Codice Art.
Cod. Art.

| Peso gr. | Larghezza mm |
|-------------|--------------|
| Weight gr. | Width mm |
| cm 40 - 16" | |
| 18K | 14K |

SERPENTINA DIAMANTATA RITORTA Twisted Serpentine

SEPDRIT 045



3,00 2,50 1,55

SEPDRIT 050



3,80 3,20 1,60

SEPDRIT 055



4,30 3,60 1,80


SEPDRIT 061



5,20 4,30 1,95

SERPENTINA DIAMANTATA RITORTA ALTERNATA Alternate Twisted Serpentine

SEPDR2 020




0,75 0,65 0,80

SEPDR2 025



1,05 0,90 0,85

SEPDR2 028



1,20 1,00 0,95

SEPDR2 030



1,55 1,30 1,05

SEPDR2 035












1,90 1,65 1,20




SEPDR2 040



2,40 2,10 1,30

| Codice Art. Cod. Art. | SPIGA Spiga | Peso gr. Weight gr. cm 40 - 16" | | Larghezza mm Width mm |
|--------------------------|---|---------------------------------------|-------|--------------------------|
| | | 18K | 14K | |
| SPG 025 |  | 2,20 | 1,85 | ♂ 1,05 |
| SPG 030 |  | 3,20 | 2,80 | ♂ 1,20 |
| SPG 035 |  | 4,20 | 3,50 | ♂ 1,50 |
| SPG 040 |  | 5,40 | 4,50 | ♂ 1,65 |
| SPG 050 |  | 8,50 | 7,30 | ♂ 2,15 |
| SPG 060 |  | 11,60 | 10,00 | ♂ 2,50 |
| SPG 080 |  | 19,80 | 17,10 | ♂ 3,30 |
| SPG 100 |  | 30,00 | 26,00 | ♂ 4,20 |
| SPG 120 |  | 43,00 | 37,20 | ♂ 5,20 |

SPIGA BATTUTA DIAMANTATA
Flat D.C. Spiga


| | | | | |
|-------------|---|-------|-------|--------|
| SPGBDID 040 |  | 3,60 | 3,10 | ♂ 1,70 |
| SPGBDID 060 |  | 10,00 | 8,70 | ♂ 2,80 |
| SPGBDID 080 |  | 15,60 | 13,50 | ♂ 3,70 |

Codice Art.
Cod. Art.

| | |
|-------------|--------------|
| Peso gr. | Larghezza mm |
| Weight gr. | Width mm |
| cm 40 - 16" | |
| 18K | 14K |

SPIGA BATTUTA TONDA DIAMANTATA D.C. Round Spiga

SPGBTD 025



1,70 1,40 ♂ 0,70

SPGBTD 030



2,45 2,00 ♂ 0,85

SPGBTD 040



4,25 3,70 ♂ 1,15

SPIGA TONDA DIAMANTATA D.C. Round Spiga

SPGDT 025



2,10 1,75 ♂ 1,10

SPGDT 030



2,90 2,50 ♂ 1,25

SPGDT 035



4,10 3,40 ♀ 1,42

SPGDT 040



5,20 4,30 ♀ 1,55

SPGDT 050



8,00 6,70 ♀ 2,05

SPGDT 060



11,30 9,50 ♀ 2,40

SPGDT 080



19,30 16,70 ♀ 3,25


SPGDT 100



29,80 25,80 ♀ 4,05

Codice Art.
Cod. Art.Peso gr.
Weight gr.
cm 40 - 16"
18K 14KLarghezza mm
Width mmSPIGA TRIPLA
Triple Spiga

SPG3 022



2,05

1,75

♂ 1,10

SPG3 025



2,90

2,40

♂ 1,20

SPG3 030



3,90

3,30

♂ 1,30

SPG3 035



5,50

4,60

♂ 1,65

SPG3 040




7,10

5,90

♂ 1,85

SPIGA TRIPLA DIAMANTATA
Triple D.C. Spiga

SPG3D 022




1,70

1,45

♂ 0,85

SPG3D 022 BC10




1,65

1,40

♂ 0,85

SPG3D 025



2,40

2,00

♂ 1,00

SPG3D 025 TC02



2,40

2,00

♂ 1,00

SPG3D 025 BC03



2,40

2,00

♂ 1,00

SPG3D 030



3,20

2,70

♂ 1,35

SPG3D 035



4,20

3,60

♂ 1,45

Codice Art.
Cod. Art.Peso gr.
Weight gr.
cm 40 - 16"
18K 14K
Larghezza mm
Width mm**SPIGA TRIPLA DIAMANTATA**
Triple D.C. Spiga

SPG3D 035



4,30 3,60 ♂ 1,45

SPG3D 040



5,50 4,60 ♂ 1,65

SPG3D 050



9,10 7,60 ♀ 2,30


SPG3D 060



13,10 11,00 ♀ 2,90


SPIGA DOPPIA
Double Spiga

SPG2D 022




1,26 1,05 ♂ 1,10

SPG2D 025




1,82 1,53 ♂ 1,20

SPG2D 030



2,41 2,02 ♂ 1,65

SPG2D 035



3,22 2,70 ♂ 1,95

SPG2D 040 BC03



4,23 3,55 ♀ 2,10

SPG2D 050



6,34 5,32 ♀ 2,50

SPIGA SINGOLA DIAMANTATA
D.C. Loose Spiga

SPMSD 025



1,10 0,90 ♂ 0,96

Codice Art.
Cod. Art.

Peso gr.
Weight gr.
cm 40 - 16''
18K 14K

Larghezza mm
Width mm

SPIGA SINGOLA DIAMANTATA
D.C. Loose Spiga

SPMSD 030



1,60 1,30 ♂ 1,12

SPMSD 035



1,90 1,60 ♂ 1,32

SPMSD 040



2,50 2,10 ♂ 1,46

SPMSD 050



3,70 3,20 ♂ 1,88

VENEZIANA COMPRESSA TONDA
D.C. Round Box

TOD 058 L77



1,90 1,65 ♂ 0,70

TOD 063 L77



2,60 2,30 ♂ 0,80

TOD 068 L77



3,20 2,70 ♂ 0,85

TOD 078 L77



4,10 3,40 ♂ 1,05

TOD 078 L80 BC03



4,00 3,50 ♂ 1,10


TOD 078 L81 BC03














4,20 3,60 ♂ 1,10

TORNADO
Tornado








TRD 020








1,15 1,05 ♂ 0,85

| Codice Art. Cod. Art. | | Peso gr. Weight gr. | | Larghezza mm Width mm |
|---|---|------------------------|---------|--------------------------|
| | | cm 40 - 16" | 18K 14K | |
| TORNADO Tornado | | | | |
| TRD 024 |  | 1,65 | 1,35 | ♂ 1,10 |
| TRD 028 |  | 2,15 | 1,90 | ♂ 1,30 |
| TRD 030 |  | 2,80 | 2,30 | ♂ 1,45 |
| TRD 035 |  | 3,60 | 3,00 | ♂ 1,60 |
| TWIST Twist | | | | |
| TWIST040L |  | 5,35 | 4,60 | ♂ 2,25 |
| TWIST050L |  | 6,20 | 5,40 | ♂ 2,75 |
| TWIST060L |  | 7,60 | 6,60 | ♂ 3,20 |
| CORDA LASER VUOTA Hollow Laser Rope | | | | |
| V-CORDALAS 040 |  | 2,40 | 2,00 | ♂ 2,15 |
| V-CORDALAS 050 |  | 3,50 | 2,90 | ♂ 2,70 |
| V-CORDALAS 060 |  | 4,70 | 3,90 | ♂ 3,20 |
| V-CORDALAS 070 |  | 5,40 | 4,50 | ♂ 3,80 |

Codice Art.
Cod. Art.Peso gr.
Weight gr.
cm 40 - 16"
18K 14KVENEZIANA BATTUTA DIAMANTATA
Flat Box

| | | | | | |
|----------|---|------|------|---|------|
| VEBD 050 |  | 1,60 | 1,40 | ♂ | 1,00 |
| VEBD 058 |  | 2,20 | 1,90 | ♂ | 1,10 |
| VEBD 063 |  | 2,90 | 2,50 | ♂ | 1,20 |
| VEBD 068 |  | 3,40 | 2,90 | ♂ | 1,30 |
| VEBD 073 |  | 3,60 | 3,10 | ♂ | 1,40 |
| VEBD 078 |  | 4,40 | 3,80 | ♂ | 1,50 |
| VEBD 086 |  | 5,60 | 4,80 | ♂ | 1,70 |

VENEZIANA BATTUTA QUADRA DIAMANTATA
Mirrow Box








| | | | | | |
|----------|---|------|------|---|------|
| VECD 050 |  | 1,60 | 1,40 | ♂ | 0,60 |
| VECD 058 |  | 2,10 | 1,80 | ♂ | 0,70 |
| VECD 063 |  | 2,80 | 2,30 | ♂ | 0,80 |
| VECD 068 |  | 3,40 | 2,90 | ♂ | 0,85 |
| VECD 073 |  | 3,50 | 3,00 | ♂ | 0,90 |

Codice Art.
Cod. Art.






VENEZIANA BATTUTA
QUADRA DIAMANTATA
Mirrow Box

Peso gr.
Weight gr.
cm 40 - 16''
18K 14K












Larghezza mm
Width mm

| | | | | | |
|----------|--|-------|------|---|------|
| VECD 078 |  | 4,30 | 3,70 | ♂ | 0,95 |
| VECD 086 |  | 4,90 | 4,20 | ♂ | 1,05 |
| VECD 092 |  | 6,60 | 5,70 | ♂ | 1,10 |
| VECD 095 |  | 6,80 | 5,90 | ♂ | 1,15 |
| VECD 098 |  | 7,50 | 6,50 | ♂ | 1,20 |
| VECD 108 |  | 8,50 | 7,40 | ♂ | 1,30 |
| VECD 120 |  | 11,20 | 9,70 | ♂ | 1,60 |

VENEZIANA DIAMANTATA
Box Chain

| | | | | | |
|---------|---|------|------|---|------|
| VED 034 |  | 1,00 | 0,85 | ♂ | 0,50 |
| VED 038 |  | 1,20 | 1,00 | ♂ | 0,55 |
| VED 040 |  | 1,30 | 1,10 | ♂ | 0,60 |
| VED 050 |  | 1,85 | 1,55 | ♂ | 0,75 |
| VED 058 |  | 2,40 | 2,10 | ♂ | 0,80 |

Codice Art.
Cod. Art.Peso gr.
Weight gr.
cm 40 - 16"
18K 14KLarghezza mm
Width mmVENEZIANA DIAMANTATA
Box Chain

| | | | | | |
|---------|---|-------|-------|---|------|
| VED 063 |  | 3,10 | 2,60 | ♂ | 0,95 |
| VED 068 |  | 3,60 | 3,00 | ♂ | 1,00 |
| VED 073 |  | 4,00 | 3,50 | ♂ | 1,10 |
| VED 078 |  | 4,60 | 4,00 | ♂ | 1,15 |
| VED 086 |  | 5,35 | 4,60 | ♂ | 1,25 |
| VED 092 |  | 6,10 | 5,30 | ♂ | 1,40 |
| VED 095 |  | 7,20 | 6,20 | ♂ | 1,45 |
| VED 098 |  | 8,00 | 6,90 | ♂ | 1,50 |
| VED 108 |  | 10,00 | 8,60 | ♂ | 1,60 |
| VED 120 |  | 12,50 | 10,80 | ♂ | 1,85 |
| VED 160 |  | 21,00 | 18,20 | ♂ | 2,55 |

VENEZIANA DIAMANTATA
Box Chain



| | | | | | |
|-------------|---|-------|-------|---|------|
| VED 120 L62 |  | 13,30 | 11,20 | ♂ | 2,00 |
|-------------|---|-------|-------|---|------|

Codice Art.
Cod. Art.


| | |
|-------------|--------------|
| Peso gr. | Larghezza mm |
| Weight gr. | Width mm |
| cm 40 - 16" | |
| 18K | 14K |

VENEZIANA DIAMANTATA Box Chain

VED 160 L54


20,80 18,00  2,50

VED 160 L62

20,70 17,90  2,55

VENEZIANA DIAMANTATA CONCAVA Concave Box


VEDCO 050

1,75 1,45  0,75

VEDCO 058

2,30 1,90  0,80

VEDCO 063

2,70 2,30  1,00

VEDCO 068

3,30 2,70  1,10


VEDCO 073

3,90 3,20  1,20

VEDCO 078 BC03

4,50 3,60  1,25


VEDCO 086

5,20 4,40  1,35


VEDCO 092 BC03

5,80 4,80  1,50

VEDCO 095

6,10 5,10  1,55

VEDCO 098

7,10 6,00  1,65

Codice Art.
Cod. Art.Peso gr.
Weight gr.
cm 40 - 16"
18K 14KLarghezza mm
Width mmVENEZIANA DIAMANTATA CONCAVA
Concave Box

VEDCO 108



8,30

6,90

 1,75

VEDCO 120



11,80

9,90

 2,05

VEDCO 160 BC03



18,65

15,65

 2,65
VENEZIANA DIAMANTATA CONCAVA RITORTA ALTERNATA
Concave Box Alternate Twisted

VEDCOR2 050



1,75

1,45

 0,90

VEDCOR2 058



2,35

1,95

 1,06

VEDCOR2 063



2,70

2,30

 1,12

VEDCOR2 068



3,20

2,70

 1,22

VEDCOR2 073 BC10



3,50

2,95

 1,30

VEDCOR2 086 BC10



5,00

4,20

 1,55
VENEZIANA DIAMANTATA OTTAGONALE
Octagonal Box

VEDO 050



1,70

1,45

 0,75

VEDO 058



2,25

1,90

 0,80












Codice Art.
Cod. Art.

VENEZIANA DIAMANTATA OTTAGONALE

Octagonal Box

Peso gr. Larghezza mm
Weight gr. Width mm
cm 40 - 16''

18K 14K

| | | | | | |
|----------|---|-------|-------|---|------|
| VEDO 063 |  | 3,00 | 2,50 | ♂ | 0,95 |
| VEDO 068 |  | 3,40 | 2,90 | ♂ | 1,00 |
| VEDO 073 |  | 3,90 | 3,30 | ♂ | 1,10 |
| VEDO 078 |  | 4,20 | 3,60 | ♂ | 1,15 |
| VEDO 086 |  | 5,25 | 4,40 | ♂ | 1,25 |
| VEDO 092 |  | 6,00 | 4,90 | ♂ | 1,40 |
| VEDO 095 |  | 6,60 | 5,50 | ♂ | 1,45 |
| VEDO 098 |  | 7,60 | 6,60 | ♂ | 1,50 |
| VEDO 108 |  | 9,15 | 7,70 | ♂ | 1,60 |
| VEDO 120 |  | 12,00 | 10,10 | ♂ | 1,85 |
| VEDO 160 |  | 18,70 | 16,70 | ♂ | 2,55 |











VENEZIANA DIAMANTATA RITORTA

Twisted Box



VEDRIT 034



1,00 0,85 ♂ 0,60

| Codice Art. Cod. Art. | VENEZIANA DIAMANTATA RITORTA Twisted Box | Peso gr. Weight gr. cm 40 - 16" | | Larghezza mm Width mm |
|--------------------------|---|---------------------------------------|------|--------------------------|
| | | 18K | 14K | |
| VEDRIT 040 |  | 1,25 | 1,10 | ♂ 0,70 |
| VEDRIT 050 |  | 1,75 | 1,45 | ♂ 0,90 |
| VEDRIT 058 |  | 2,30 | 2,00 | ♂ 1,05 |
| VEDRIT 063 |  | 3,20 | 2,70 | ♂ 1,10 |
| VEDRIT 068 |  | 3,40 | 2,80 | ♂ 1,20 |
| VEDRIT 073 |  | 4,40 | 3,15 | ♂ 1,30 |
| VEDRIT 078 |  | 4,40 | 3,80 | ♂ 1,40 |
| VEDRIT 086 |  | 5,50 | 4,80 | ♂ 1,55 |
| VEDRIT 092 |  | 6,20 | 5,20 | ♂ 1,65 |
| VEDRIT 095 |  | 7,10 | 6,10 | ♂ 1,75 |

VENEZIANA DIAMANTATA RITORTA ALTERNATA
Alternate Twisted Box


| | | | | |
|-----------|---|------|------|--------|
| VEDR2 034 |  | 1,00 | 0,85 | ♂ 0,60 |
| VEDR2 040 |  | 1,30 | 1,10 | ♂ 0,70 |

Codice Art.
Cod. Art.

VENEZIANA DIAMANTATA
RITORTA ALTERNATA
Alternate Twisted Box

Peso gr. Larghezza mm
Weight gr. Width mm
cm 40 - 16''
18K 14K

VEDR2 050



1,80 1,50 ♂ 0,90

VEDR2 058



2,40 2,00 ♂ 1,05

VEDR2 063



3,20 2,60 ♂ 1,10

VEDR2 068



3,60 3,00 ♂ 1,20

VEDR2 073



4,10 3,50 ♂ 1,30

VEDR2 078



4,80 4,00 ♂ 1,40

VENEZIANA TONDA
Round D.C. Box

VET 050 L77



1,75 1,50 ♂ 0,75

VET 058 L77



2,30 1,95 ♂ 0,90

VET 063 L77



3,00 2,40 ♂ 1,00

VET 068 L77



3,50 2,90 ♂ 1,10

VET 073 L77



3,80 3,20 ♂ 1,15

VET 078 L77



4,60 3,90 ♂ 1,20


Codice Art.
Cod. Art.

Peso gr.
Weight gr.
cm 40 - 16"
18K 14K


Larghezza mm
Width mm

VENEZIANA TONDA
Round D.C. Box


VET 086 L77

5,50 4,60  1,40


VET 092 L77

6,30 5,30  1,45


VET 098 L77

7,30 6,10  1,60

VET 108 L77

8,70 7,30  1,80

VET 120 L77


12,00 10,10  1,90

VIERI 5
Skipper Link


VIERI5 025

1,75 1,45  1,55


VIERI5 030

2,45 2,05  1,85

VIERI5 035

3,20 2,80  2,15

VIERI5 040

4,60 4,00  2,35

VIERI5 050


6,95 6,00  2,90

Codice Art.
Cod. Art.

BRACCIALI IDENTITA'
I.D. Bracelet

Peso gr.
Weight gr.
cm 18 - 7"
18K 14K

FD B0 035

1,85 1,60 

Codice Art.
Cod. Art.BRACCIALI IDENTITA'
I.D. BraceletPeso gr.
Weight gr.
cm 18 - 7"
18K 14K

FPD BP1 040



1,90 1,65 ♂

FPD BG 065



3,30 2,85 ♂

GADE1+3 BG 065



3,20 2,75 ♂

GD BP 035



2,10 1,80 ♂

GD BG 058



3,70 3,20 ♂

GRPD BG 065



3,20 2,75 ♂

GRPD B0G 065



3,20 2,75 ♂

GRPD BP 040



2,20 1,90 ♂

RBPDE BG1 065



3,60 3,10 ♂

SPG BG2 040



2,90 2,50

GD T3 120



11,00 9,50 ♂

GADEC01+3 T4 150



11,80 10,20 ♂

GADE1+3 T5 180 L45



17,90 15,50 ♂



CATENE D'ORO - OREFICERIA
Gold Chains - Jewelry

Capitale Sociale € 2.300.000,00 interamente versato
Registro Imprese - Vicenza N° 138595
Meccanografico VI002514

Sede - Direz. Generale - Stabilimento
Head Office - Export Office - Factory:
36022 Cassola (VI) - Via Monte Asolon, 67
Tel. +39 0424 3899 - Fax +39 0424 389800
sales@vieri.it - www.vieri.it

VIERI

Catene d'oro Oreficeria

Vieri s.p.a.
via Monte Asolon, 67
36022 Cassola (VI) Italia

telefono 0039.0424.3899
fax 0039.0424.389800

sales@vieri.it

www.vieri.it